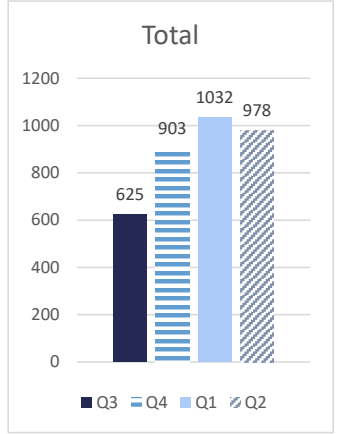
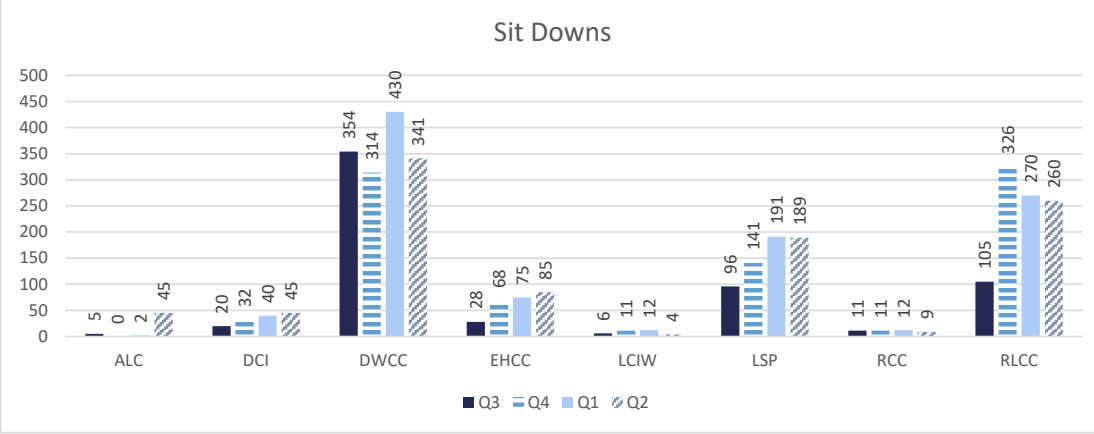
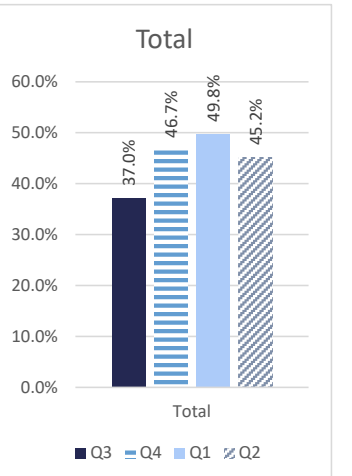
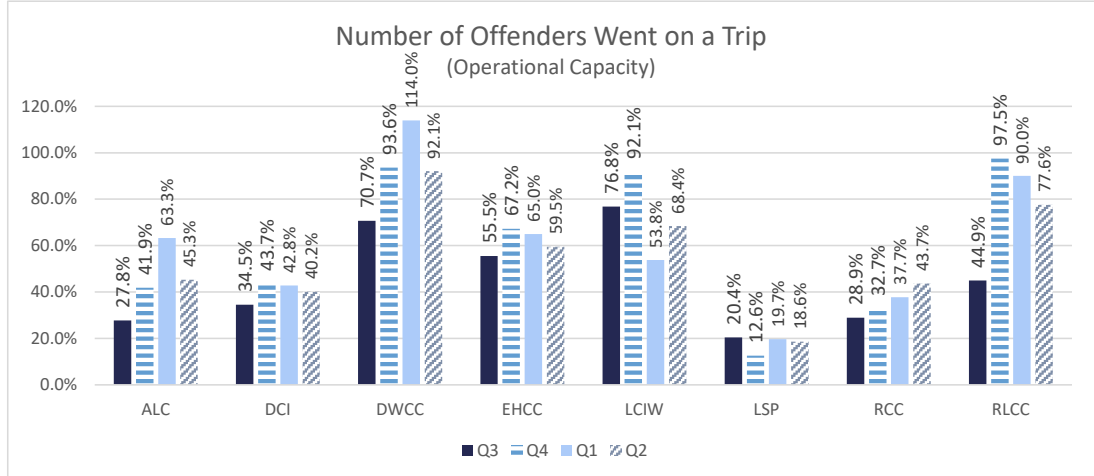
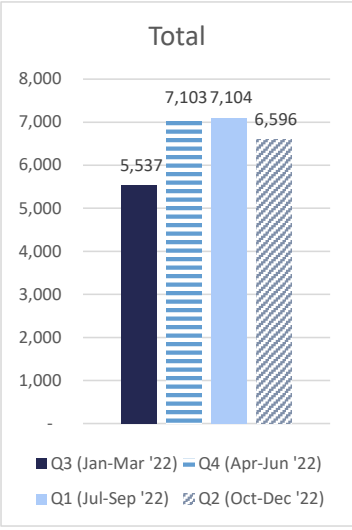
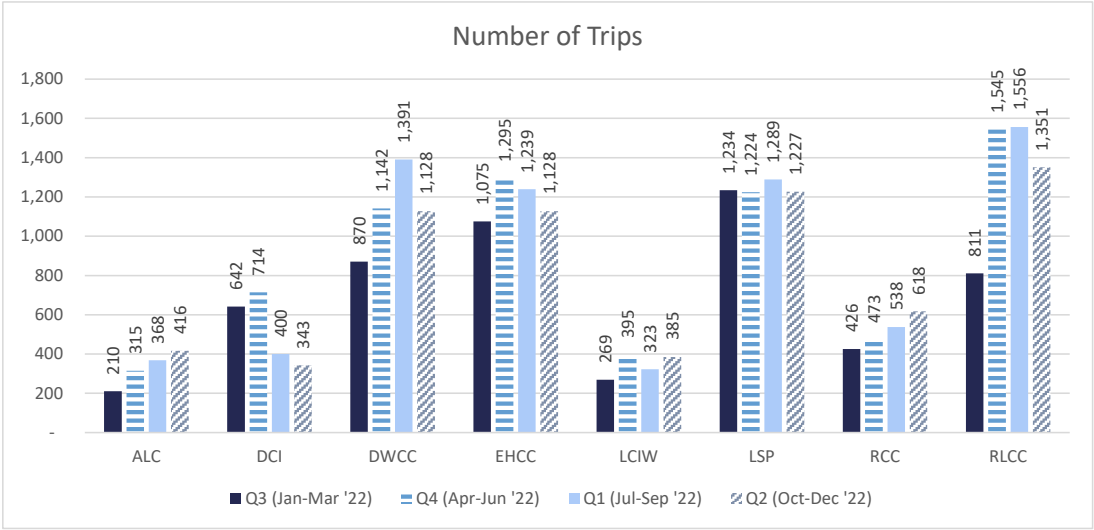


Sex Offender Panel and Video Court Quarterly Summary

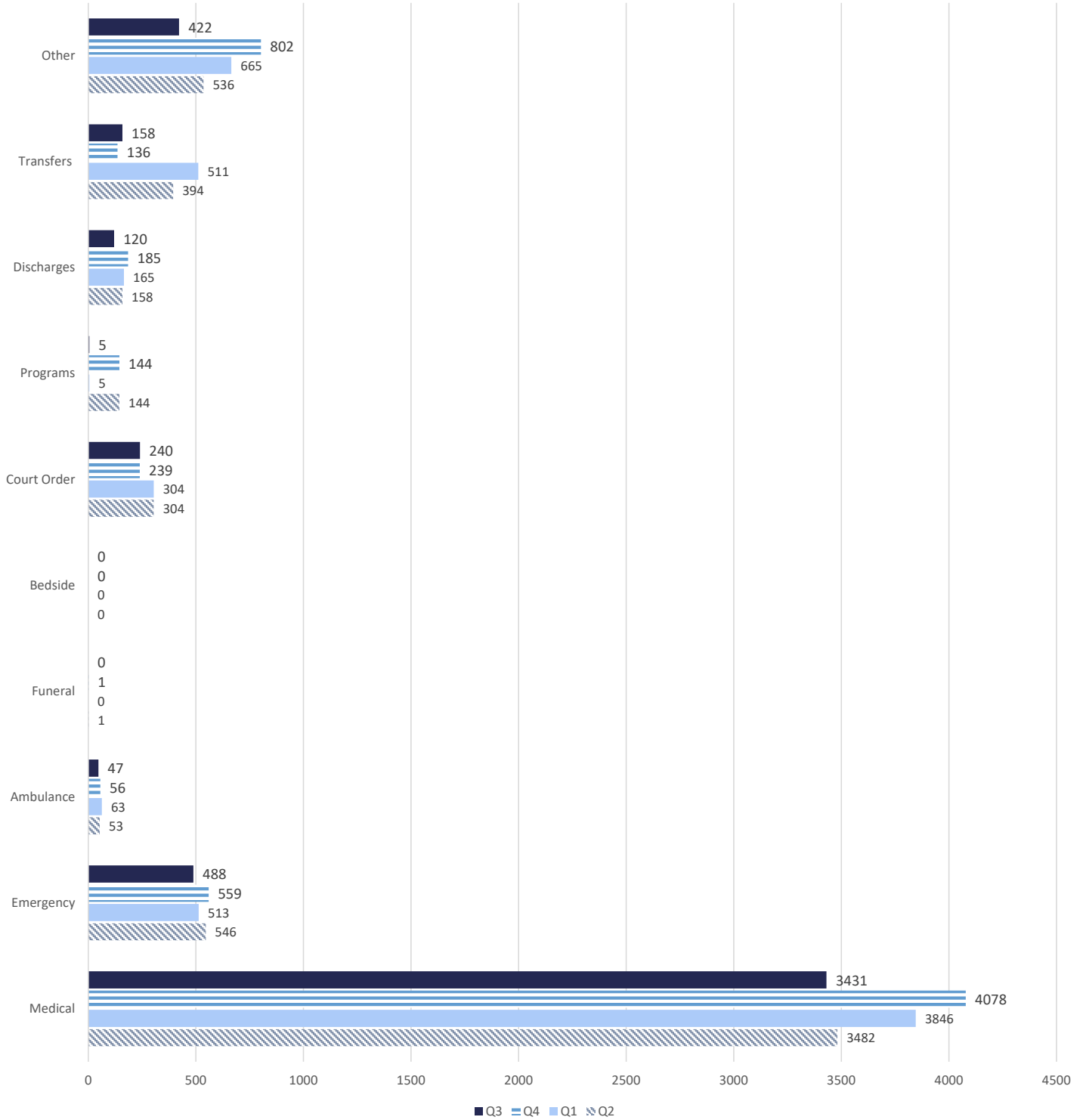
FY 22/23 - Quarter 2

Offender Transport

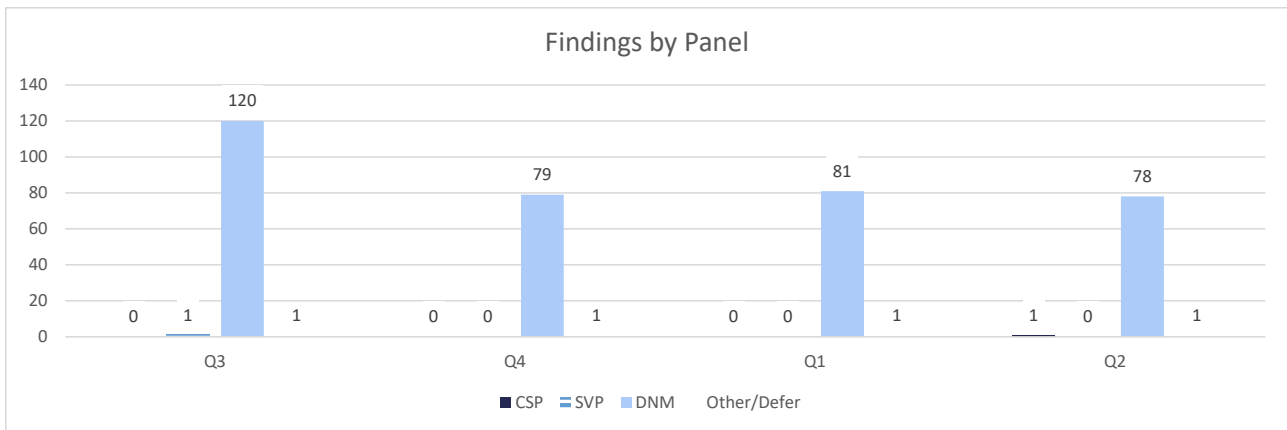
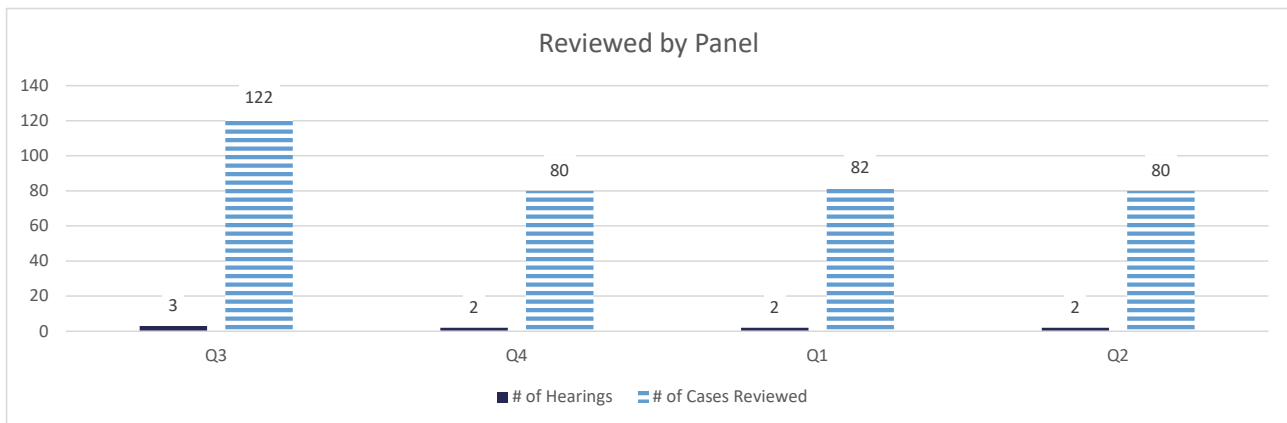
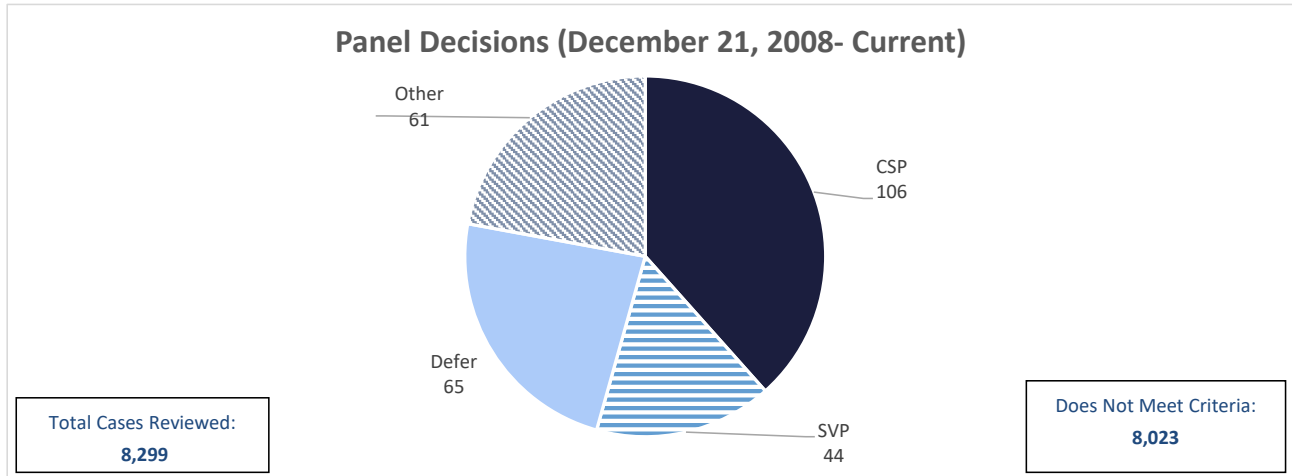
The following comparison represents transport activity comparing across quarters and units. ALC and WNC are no longer included as of August 2016. September 2017 forward will again include ALC.



Types of Transport



Sex Offender Assessment Panel



The number confirmed by court is 40 with 1 Child Sex predator being declined in Terrebonne Parish and 1 Child Sex predator being declined in EBR Parish .

CSP- Child Sex Predator

SVP- Sexual Violent Predator

DNM- Does Not Meet Criteria

Pending Court Action

The pending represents the number of cases pending court action by parish of conviction. The various courts have been sent a copy of the panel's findings and are in various stages of the confirmation process.

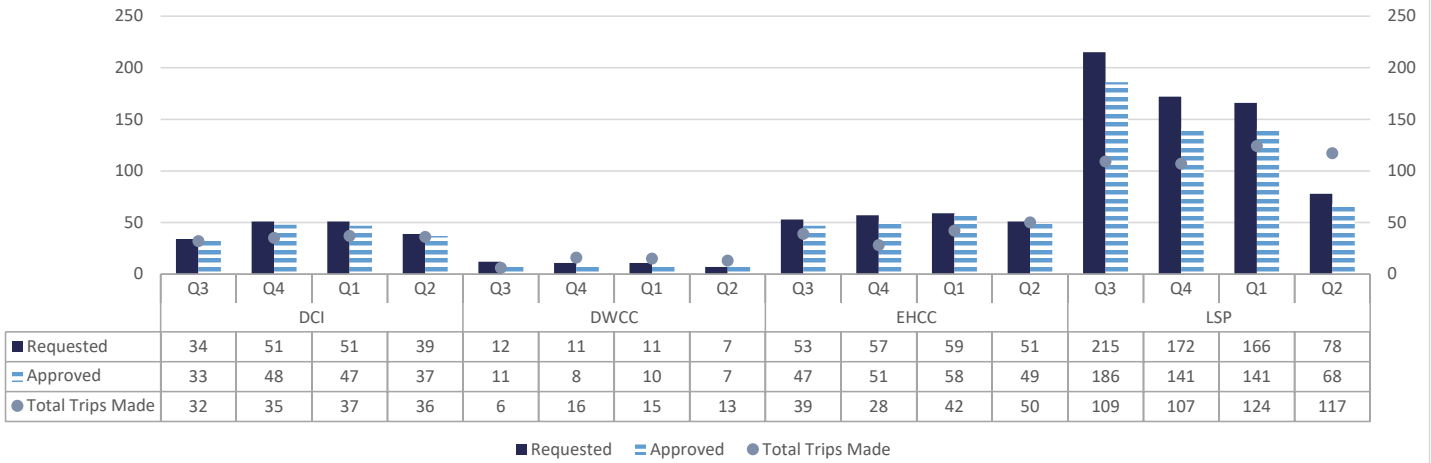
PARISH	No. Referred	Incarcerated	GTPS	Full Term
Acadia	1	1	0	0
Ascension	4	1	0	3
Avoyelles	5	1	0	4
Beauregard	1	1	0	0
Bienville	1	0	0	1
Bossier	2	0	0	2
Caddo	11	0	1	10
Calcasieu	7	0	2	5
Catahoula	1	0	0	1
Concordia	1	0	0	1
East Baton Rouge	6	3	0	3
Evangeline	2	0	1	1
Franklin	1	1	0	0
Iberia	3	0	0	3
Jeff-Davis	1	0	0	1
Jefferson	3	1	0	2
Lafayette	5	1	0	4
Lafourche	4	0	0	4
Lasalle	1	0	0	1
Livingston	1	0	0	1
Morehouse	1	0	0	1
Orleans	12	1	0	11
Ouachita	2	0	0	2
Rapides	2	0	0	2
Richland	1	0	0	1
Sabine	1	1	0	0
St. Bernard	1	0	0	1
St. Charles	1	0	0	1
St. Landry	1	0	0	1
St. Martin	2	0	0	2
St. Mary	4	1	0	3
St. Tammany	3	0	0	3
Terrebonne	2	0	0	2
Vermilion	1	0	0	1
Vernon	2	0	0	2
Washington	2	0	0	2
Webster	1	0	0	1
West Baton Rouge	1	1	0	0
West Carroll	0	0	0	0
Winn	1	0	0	1
GRAND TOTALS	102	14	4	84

*as of December 2008

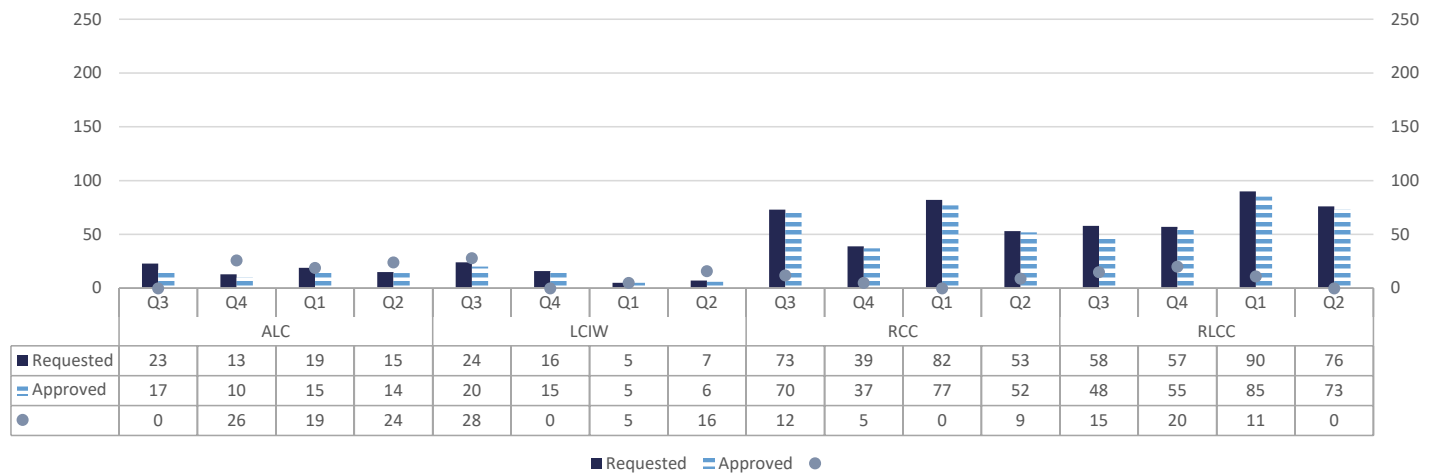
Video Court

The Video Court Project began as an experiment between the Louisiana State Penitentiary and the Orleans Criminal District Court. All state facilities now have video capability.

Requests for Video vs. Total Trips Made



Requests for Video vs. Total Trips Made Cont.



Requests/Approved for Video Court

The following is a representation of the percentage of notices received from parishes with VC capability, and those approved for video. It should be noted that in East Baton Rouge parish, mainly commissioners are utilizing VC as they handle most post-conviction relief matters.

PARISH	Q3		Q4		Q1		Q2		Total	
	Requested	Approved	Requested	Approved	Requested	Approved	Requested	Approved	Requested	Approved
Acadia	0	0	2	2	5	5	2	2	9	9
Allen	3	1	3	3	17	15	7	7	30	26
Ascension	17	15	13	13	14	13	10	10	54	51
Assumption	2	2	2	1	1	1	2	2	7	6
Avoyelles	17	12	13	13	7	7	12	12	49	44
Beauregard	5	5	2	2	4	4	5	5	16	16
Bienville	0	0	0	0	0	0	0	0	0	0
Bossier	4	4	2	1	1	1	1	1	8	7
Caddo	12	12	5	5	6	5	5	4	28	26
Calcasieu	23	17	19	16	17	15	13	13	72	61
Caldwell	0	0	0	0	0	0	1	1	1	1
Cameron	0	0	0	0	1	1	0	0	1	1
Catahoula	0	0	1	1	0	0	0	0	1	1
Claiborne	0	0	0	0	0	0	0	0	0	0
Concordia	0	0	0	0	0	0	0	0	0	0
Desoto	0	0	0	0	2	2	1	1	3	3
East Baton Rouge	29	27	53	41	49	39	16	13	147	120
East Carroll	4	4	1	1	2	2	4	4	11	11
East Feliciana	0	0	0	0	0	0	0	0	0	0
Evangeline	0	0	1	1	0	0	0	0	1	1
Franklin	1	1	0	0	3	3	1	1	5	5
Grant	0	0	0	0	0	0	0	0	0	0
Iberia	10	8	8	6	3	2	3	3	24	19
Iberville	13	12	7	4	5	5	4	4	29	25
Jackson	0	0	0	0	0	0	0	0	0	0
Jefferson	27	26	30	25	42	40	29	26	128	117
Jefferson Davis	0	0	0	0	1	1	0	0	1	1
Lafayette	23	17	12	10	7	7	11	11	53	45
Lafourche	1	1	4	4	3	3	2	1	10	9
Lasalle	0	0	0	0	0	0	0	0	0	0
Lincoln	7	6	12	12	6	6	4	4	29	28
Livingston	11	11	9	9	14	13	18	18	52	51
Madison	1	1	2	2	2	2	2	2	7	7
Morehouse	1	1	3	3	1	1	0	0	5	5
Natchitoches	1	1	0	0	1	1	0	0	2	2
Orleans	105	96	80	71	113	101	75	68	373	336
Ouachita	4	4	5	5	3	3	1	1	13	13
Plaquemines	0	0	0	0	0	0	1	1	1	1
Pt. Coupee	2	2	4	4	1	1	2	2	9	9
Rapides	0	0	0	0	2	2	0	0	2	2
Red River	1	1	0	0	0	0	0	0	1	1
Richland	1	1	0	0	0	0	0	0	1	1
Sabine	0	0	0	0	0	0	0	0	0	0
St. Bernard	3	2	8	8	6	6	1	1	18	17
St. Charles	2	2	0	0	2	2	1	1	5	5
St. Helena	3	3	2	2	1	1	0	0	6	6
St. James	0	0	0	0	0	0	1	1	1	1

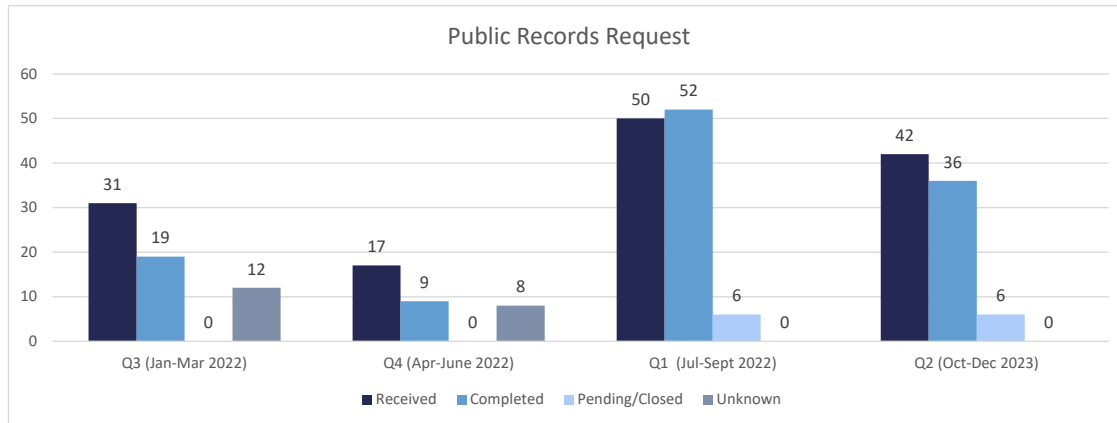
St. John	16	13	4	4	0	0	0	0	20	17
St. Landry	4	4	2	2	5	5	6	5	17	16
St. Martin	3	3	3	3	4	4	2	2	12	12
St. Mary	5	4	2	2	1	1	2	2	10	9
St. Tammany	60	57	39	36	28	27	30	30	157	150
Tangipahoa	7	6	6	6	7	7	4	4	24	23
Tensas	0	0	2	2	5	5	0	0	7	7
Terrebonne	10	9	2	2	22	15	2	2	36	28
Union	3	3	7	7	3	3	4	4	17	17
Vermillion	7	6	8	8	9	8	0	0	24	22
Vernon	0	0	0	0	0	0	0	0	0	0
Washington	4	3	4	4	38	38	9	9	55	54
Webster	2	2	5	5	3	1	0	0	10	8
West Baton Rouge	6	6	8	8	4	4	8	8	26	26
West Carroll	0	0	0	0	0	0	0	0	0	0
W. Feliciana	0	0	0	0	0	0	2	1	2	1
Winn	0	0	0	0	0	0	0	0	0	0
Vets Affairs	0	0	0	0	0	0	0	0	0	0
Federal	28	17	17	8	7	5	14	11	66	41
OOS	4	4	4	4	5	4	8	8	21	20
GRAND TOTALS	492	432	416	366	483	437	326	306	1717	1541

Requests/Denied or Cancelled for Video Court

PARISH	Q3		Q4		Q1		Q2		Total	
	Requested	Denied/ Cancelled	Requested	Denied/ Cancelled	Requested	Denied/ Cancelled	Requested	Denied/ Cancelled	Requested	Denied/ Cancelled
Acadia	0	0	2	0	5	0	2	0	9	0
Allen	3	2	3	0	17	2	7	0	30	4
Ascension	17	2	13	0	14	1	10	0	54	3
Assumption	2	0	2	1	1	0	2	0	7	1
Avoyelles	17	5	13	0	7	0	12	0	49	5
Beauregard	5	0	2	0	4	0	5	0	16	0
Bienville	0	0	0	0	0	0	0	0	0	0
Bossier	4	0	2	1	1	0	1	0	8	1
Caddo	12	0	5	0	6	1	5	1	28	2
Calcasieu	23	6	19	3	17	2	13	0	72	11
Caldwell	0	0	0	0	0	0	1	0	1	0
Cameron	0	0	0	0	1	0	0	0	1	0
Cathoula	0	0	1	0	0	0	0	0	1	0
Claiborne	0	0	0	0	0	0	0	0	0	0
Concordia	0	0	0	0	0	0	0	0	0	0
Desoto	0	0	0	0	2	0	1	0	3	0
East Baton Rouge	29	2	53	12	49	10	16	3	147	27
East Carroll	4	0	1	0	2	0	4	0	11	0
East Feliciana	0	0	0	0	0	0	0	0	0	0
Evangeline	0	0	1	0	0	0	0	0	1	0
Franklin	1	0	0	0	3	0	1	0	5	0
Grant	0	0	0	0	0	0	0	0	0	0
Iberia	10	2	8	2	3	1	3	0	24	5
Iberville	13	1	7	3	5	0	4	0	29	4
Jackson	0	0	0	0	0	0	0	0	0	0
Jefferson	27	1	30	5	42	2	29	3	128	11
Jefferson Davis	0	0	0	0	1	0	0	0	1	0
Lafayette	23	6	12	2	7	0	11	0	53	8
Lafourche	1	0	4	0	3	0	2	1	10	1
Lasalle	0	0	0	0	0	0	0	0	0	0
Lincoln	7	1	12	0	6	0	4	0	29	1
Livingston	11	0	9	0	14	1	18	0	52	1
Madison	1	0	2	0	2	0	2	0	7	0
Morehouse	1	0	3	0	1	0	0	0	5	0
Natchitoches	1	0	0	0	1	0	0	0	2	0
Orleans	105	9	80	9	113	12	75	7	373	37
Ouachita	4	0	5	0	3	0	1	0	13	0
Plaquemines	0	0	0	0	0	0	1	0	1	0
Pt. Coupee	2	0	4	0	1	0	2	0	9	0
Rapides	0	0	0	0	2	0	0	0	2	0
Red River	1	0	0	0	0	0	0	0	1	0
Richland	1	0	0	0	0	0	0	0	1	0
Sabine	0	0	0	0	0	0	0	0	0	0
St. Bernard	3	1	8	0	6	0	1	0	18	1
St. Charles	2	0	0	0	2	0	1	0	5	0
St. Helena	3	0	2	0	1	0	0	0	6	0
St. James	0	0	0	0	0	0	1	0	1	0
St. John	16	3	4	0	0	0	0	0	20	3
St. Landry	4	0	2	0	5	0	6	1	17	1
St. Martin	3	0	3	0	4	0	2	0	12	0
St. Mary	5	1	2	0	1	0	2	0	10	1

St. Tammany	60	3	39	3	28	1	30	0	157	7
Tangipahoa	7	1	6	0	7	0	4	0	24	1
Tensas	0	0	2	0	5	0	0	0	7	0
Terrebonne	10	1	2	0	22	7	2	0	36	8
Union	3	0	7	0	3	0	4	0	17	0
Vermillion	7	1	8	0	9	1	0	0	24	2
Vernon	0	0	0	0	0	0	0	0	0	0
Washington	4	1	4	0	38	0	9	0	55	1
Webster	2	0	5	0	3	2	0	0	10	2
West Baton Rouge	6	0	8	0	4	0	8	0	26	0
West Carroll	0	0	0	0	0	0	0	0	0	0
W. Feliciana	0	0	0	0	0	0	2	1	2	1
Winn	0	0	0	0	0	0	0	0	0	0
Vets Affairs	0	0	0	0	0	0	0	0	0	0
Federal	28	11	17	9	7	2	14	3	66	25
OOS	4	0	4	0	5	1	8	0	21	1
GRAND TOTALS	492	60	416	50	483	46	326	20	1717	176

Legal Services 2022



Suits

