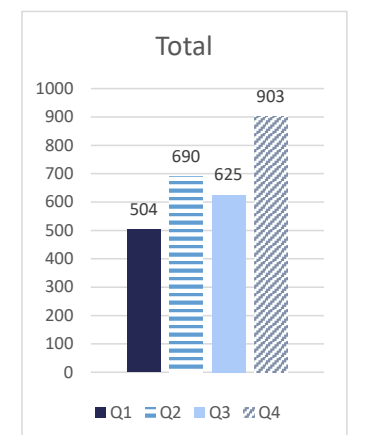
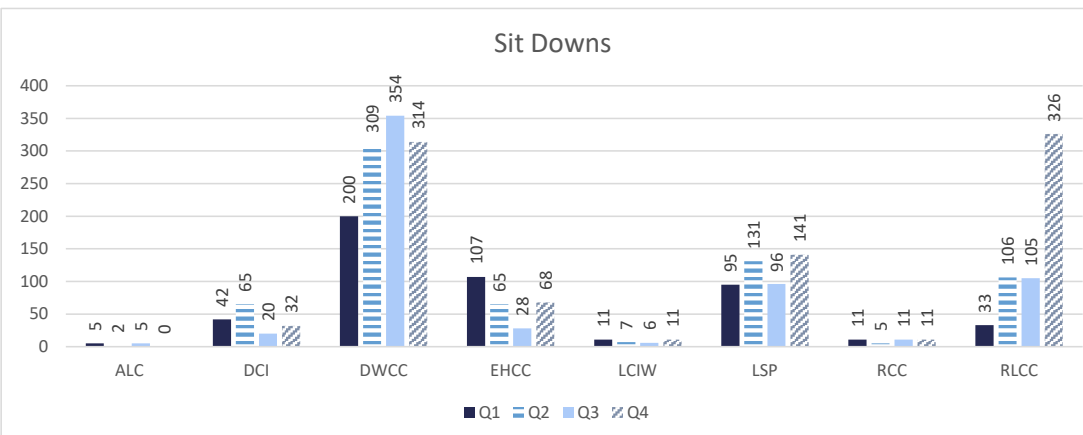
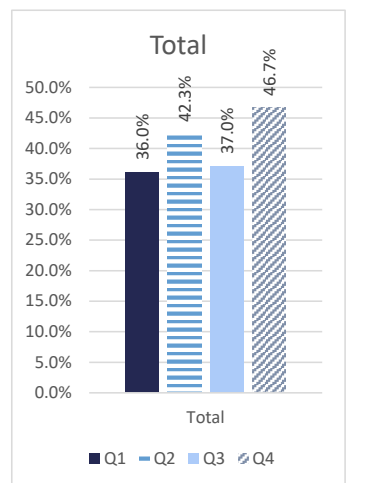
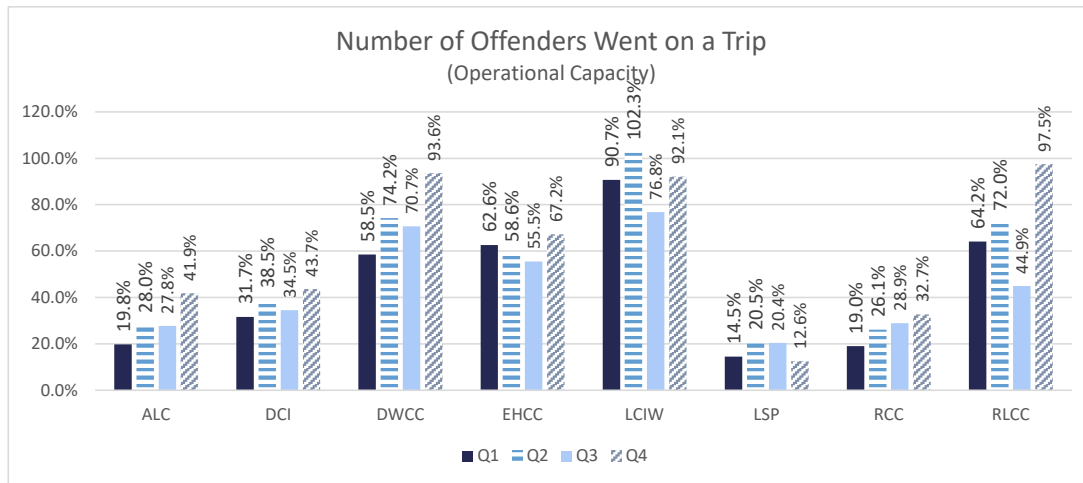
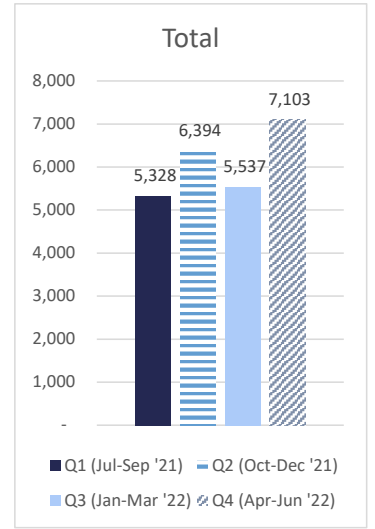
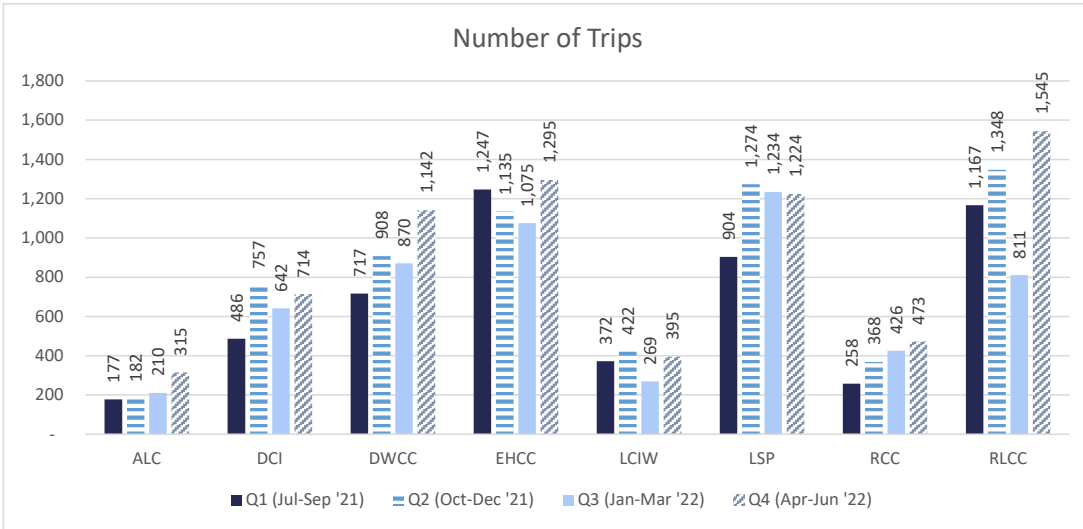


# Sex Offender Panel and Video Court Quarterly Summary

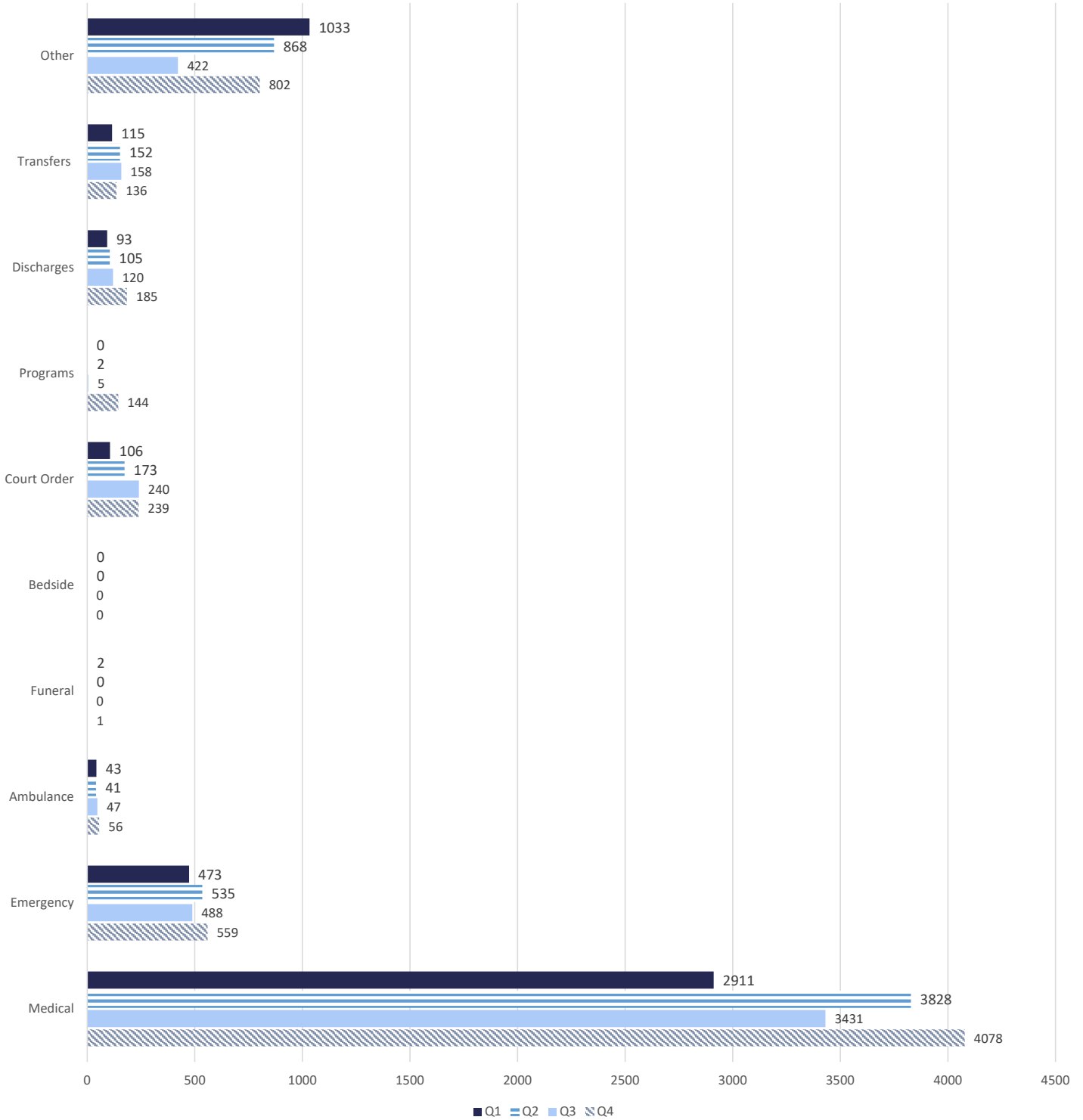
FY 21/22 - Quarter 4

## Offender Transport

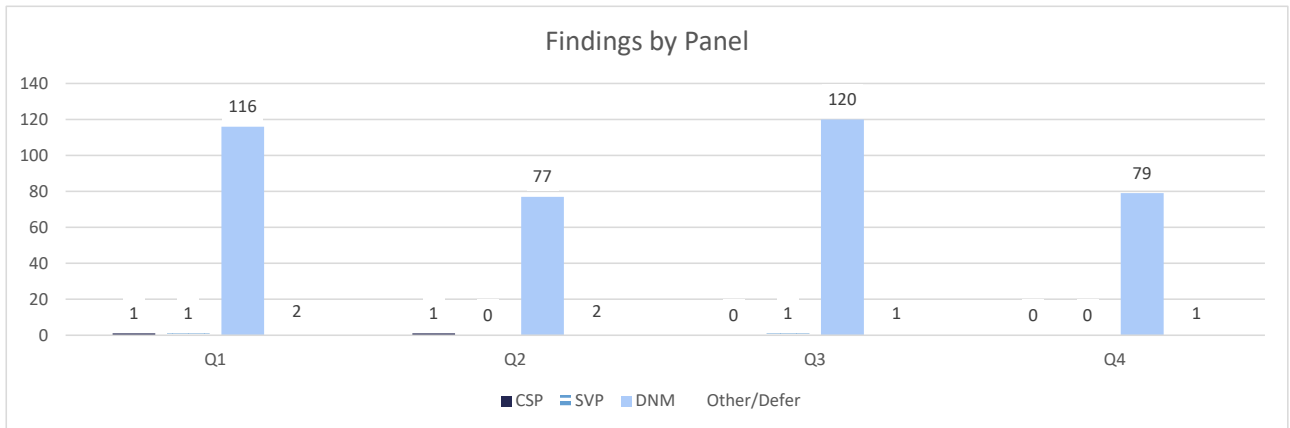
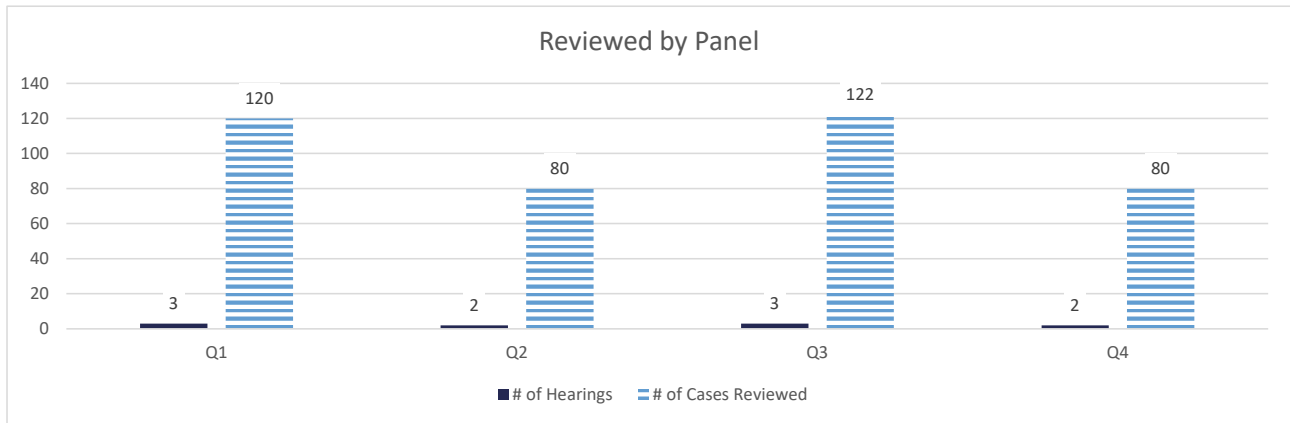
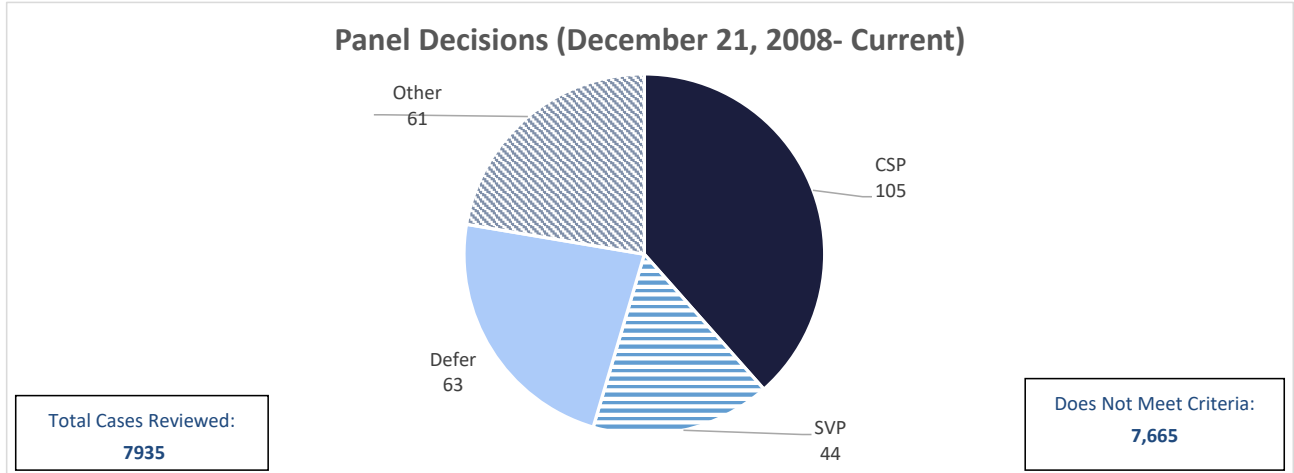
The following comparison represents transport activity comparing across quarters and units. ALC and WNC are no longer included as of August 2016. September 2017 forward will again include ALC.



## Types of Transport



# Sex Offender Assessment Panel



The number confirmed by court is 40 with 1 Child Sex predator being declined in Terrebonne Parish and 1 Child Sex predator being declined in EBR Parish .

CSP- Child Sex Predator

SVP- Sexual Violent Predator

DNM- Does Not Meet Criteria

## Pending Court Action

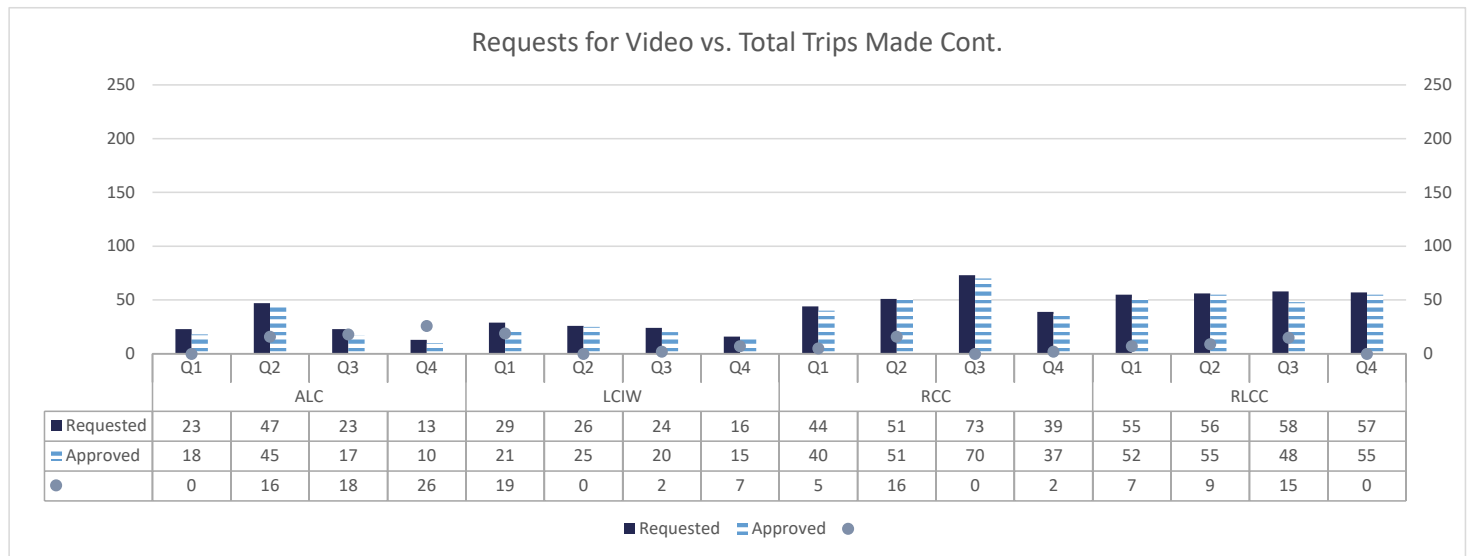
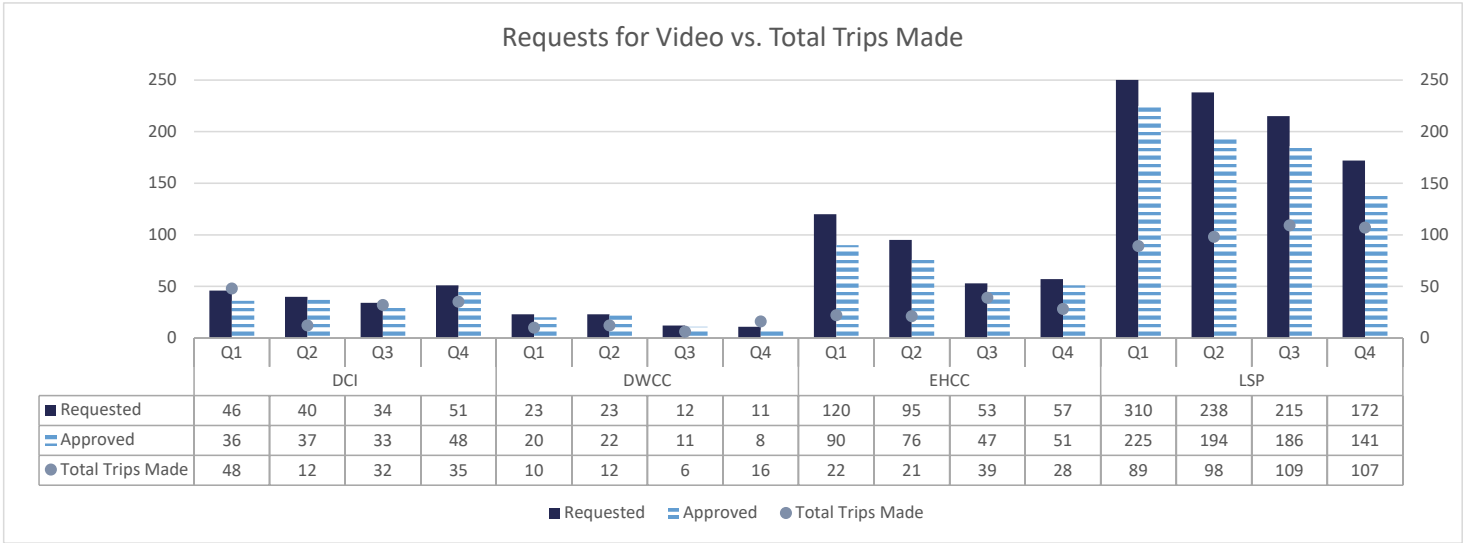
The pending represents the number of cases pending court action by parish of conviction. The various courts have been sent a copy of the panel's findings and are in various stages of the confirmation process.

PARISH	No. Referred	Incarcerated	GTPS	Full Term
Acadia	1	1	0	0
Ascension	4	1	0	3
Avoyelles	4	1	0	3
Beauregard	1	1	0	0
Bienville	1	1	0	0
Bossier	2	0	0	2
Caddo	11	0	1	10
Calcasieu	8	0	2	6
Catahoula	1	0	1	0
Concordia	1	0	0	1
East Baton Rouge	6	3	0	3
Evangeline	2	1	0	1
Franklin	1	1	0	0
Iberia	3	0	0	3
Jeff-Davis	1	0	0	1
Jefferson	3	1	0	2
Lafayette	5	1	0	4
Lafourche	4	0	0	4
Lasalle	1	0	0	1
Livingston	1	0	0	1
Morehouse	1	0	0	1
Orleans	12	1	1	10
Ouachita	2	0	0	2
Rapides	2	0	0	2
Richland	1	0	0	1
Sabine	1	1	0	0
St. Bernard	1	0	0	1
St. Charles	1	0	0	1
St. Landry	1	0	0	1
St. Martin	2	0	0	2
St. Mary	4	0	0	4
St. Tammany	3	0	0	3
Terrebonne	2	0	0	2
Vermilion	1	0	0	1
Vernon	2	0	0	2
Washington	2	0	0	2
Webster	1	0	0	1
West Baton Rouge	1	1	0	0
West Carroll	0	0	0	0
Winn	1	0	0	1
GRAND TOTALS	102	15	5	82

\*as of December 2008

# Video Court

The Video Court Project began as an experiment between the Louisiana State Penitentiary and the Orleans Criminal District Court. All state facilities now have video capability.



## Requests/Approved for Video Court

The following is a representation of the percentage of notices received from parishes with VC capability, and those approved for video. It should be noted that in East Baton Rouge parish, mainly commissioners are utilizing VC as they handle most post-conviction relief matters.

PARISH	Q1		Q2		Q3		Q4		Total	
	Requested	Approved	Requested	Approved	Requested	Approved	Requested	Approved	Requested	Approved
Acadia	1	0	1	1	0	0	2	2	4	3
Allen	16	14	28	28	3	1	3	3	50	46
Ascension	23	22	16	16	17	15	13	13	69	66
Assumption	1	1	1	0	2	2	2	1	6	4
Avoyelles	18	15	22	22	17	12	13	13	70	62
Beauregard	9	9	1	1	5	5	2	2	17	17
Bienville	0	0	0	0	0	0	0	0	0	0
Bossier	9	5	5	5	4	4	2	1	20	15
Caddo	15	14	15	15	12	12	5	5	47	46
Calcasieu	24	15	26	26	23	17	19	16	92	74
Caldwell	0	0	4	0	0	0	0	0	4	0
Catahoula	1	1	0	0	0	0	1	1	2	2
Claiborne	2	2	0	0	0	0	0	0	2	2
Concordia	0	0	0	0	0	0	0	0	0	0
Desoto	1	1	0	0	0	0	0	0	1	1
East Baton Rouge	36	28	36	30	29	27	53	41	154	126
East Carroll	4	3	3	3	4	4	1	1	12	11
East Feliciana	4	1	1	0	0	0	0	0	5	1
Evangeline	5	3	0	0	0	0	1	1	6	4
Franklin	1	1	2	2	1	1	0	0	4	4
Grant	0	0	2	2	0	0	0	0	2	2
Iberia	28	20	14	11	10	8	8	6	60	45
Iberville	10	8	8	6	13	12	7	4	38	30
Jackson	0	0	0	0	0	0	0	0	0	0
Jefferson	42	28	36	32	27	26	30	25	135	111
Jefferson Davis	0	0	1	1	0	0	0	0	1	1
Lafayette	29	21	31	25	23	17	12	10	95	73
Lafourche	7	5	3	3	1	1	4	4	15	13
Lasalle	0	0	0	0	0	0	0	0	0	0
Lincoln	4	4	4	4	7	6	12	12	27	26
Livingston	16	15	7	5	11	11	9	9	43	40
Madison	0	0	3	3	1	1	2	2	6	6
Morehouse	4	2	2	2	1	1	3	3	10	8
Natchitoches	2	1	1	1	1	1	0	0	4	3
Orleans	93	84	126	116	105	96	80	71	404	367
Ouachita	6	1	5	5	4	4	5	5	20	15
Plaquemines	5	4	4	4	0	0	0	0	9	8
Pt. Coupee	1	0	1	1	2	2	4	4	8	7
Rapides	1	1	5	4	0	0	0	0	6	5
Red River	0	0	0	0	1	1	0	0	1	1
Richland	2	2	0	0	1	1	0	0	3	3
Sabine	1	0	0	0	0	0	0	0	1	0
St. Bernard	9	7	0	0	3	2	8	8	20	17
St. Charles	0	0	0	0	2	2	0	0	2	2
St. Helena	3	2	1	1	3	3	2	2	9	8
St. James	4	2	1	1	0	0	0	0	5	3
St. John	16	14	3	3	16	13	4	4	39	34

St. Landry	10	9	13	9	4	4	2	2	<b>29</b>	<b>24</b>
St. Martin	9	8	4	4	3	3	3	3	<b>19</b>	<b>18</b>
St. Mary	9	7	8	7	5	4	2	2	<b>24</b>	<b>20</b>
St. Tammany	44	37	46	42	60	57	39	36	<b>189</b>	<b>172</b>
Tangipahoa	11	8	8	7	7	6	6	6	<b>32</b>	<b>27</b>
Tensas	1	0	1	0	0	0	2	2	<b>4</b>	<b>2</b>
Terrebonne	4	2	5	4	10	9	2	2	<b>21</b>	<b>17</b>
Union	7	5	6	6	3	3	7	7	<b>23</b>	<b>21</b>
Vermillion	3	3	4	3	7	6	8	8	<b>22</b>	<b>20</b>
Vernon	3	2	1	0	0	0	0	0	<b>4</b>	<b>2</b>
Washington	11	11	29	28	4	3	4	4	<b>48</b>	<b>46</b>
Webster	3	2	2	2	2	2	5	5	<b>12</b>	<b>11</b>
West Baton Rouge	5	5	2	2	6	6	8	8	<b>21</b>	<b>21</b>
West Carroll	1	1	0	0	0	0	0	0	<b>1</b>	<b>1</b>
W. Feliciana	44	32	8	7	0	0	0	0	<b>52</b>	<b>39</b>
Winn	1	1	2	2	0	0	0	0	<b>3</b>	<b>3</b>
Vets Affairs	0	0	0	0	0	0	0	0	<b>0</b>	<b>0</b>
Federal	31	12	16	5	28	17	17	8	<b>92</b>	<b>42</b>
OOS	2	2	2	2	4	4	4	4	<b>12</b>	<b>12</b>
<b>GRAND TOTALS</b>	<b>652</b>	<b>503</b>	<b>576</b>	<b>509</b>	<b>492</b>	<b>432</b>	<b>416</b>	<b>366</b>	<b>2136</b>	<b>1810</b>

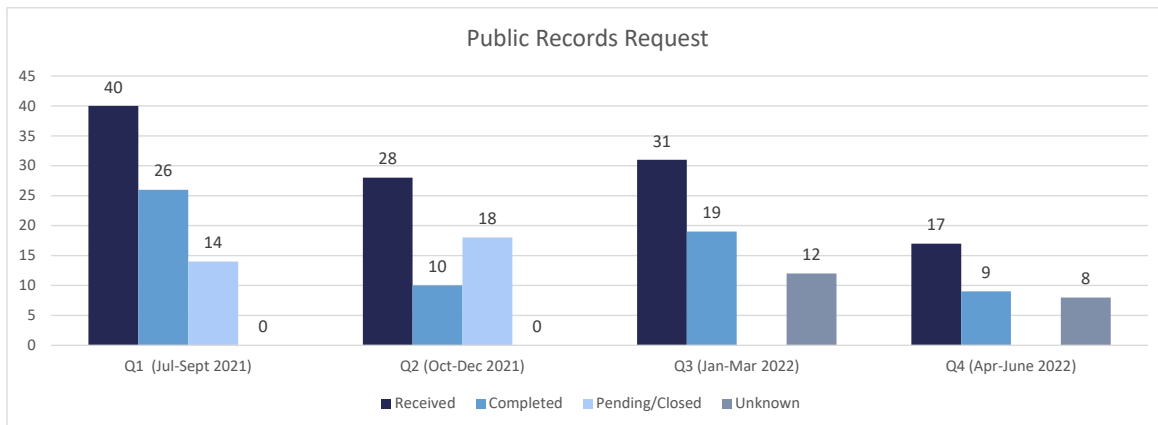
## Requests/Denied or Cancelled for Video Court

PARISH	Q1		Q2		Q3		Q4		Total	
	Requested	Denied/ Cancelled	Requested	Denied/ Cancelled	Requested	Denied/ Cancelled	Requested	Denied/ Cancelled	Requested	Denied/ Cancelled
Acadia	1	1	1	0	0	0	2	0	4	1
Allen	16	2	28	0	3	2	3	0	50	4
Ascension	23	1	16	0	17	2	13	0	69	3
Assumption	1	0	1	1	2	0	2	1	6	2
Avoyelles	18	3	22	0	17	5	13	0	70	8
Beauregard	9	0	1	0	5	0	2	0	17	0
Bienville	0	0	0	0	0	0	0	0	0	0
Bossier	9	4	5	0	4	0	2	1	20	5
Caddo	15	1	15	0	12	0	5	0	47	1
Calcasieu	24	9	26	0	23	6	19	3	92	18
Caldwell	0	0	4	4	0	0	0	0	4	4
Cathoula	1	0	0	0	0	0	1	0	2	0
Claiborne	2	0	0	0	0	0	0	0	2	0
Concordia	0	0	0	0	0	0	0	0	0	0
Desoto	1	0	0	0	0	0	0	0	1	0
East Baton Rouge	36	8	36	6	29	2	53	12	154	28
East Carroll	4	1	3	0	4	0	1	0	12	1
East Feliciana	4	3	1	1	0	0	0	0	5	4
Evangeline	5	2	0	0	0	0	1	0	6	2
Franklin	1	0	2	0	1	0	0	0	4	0
Grant	0	0	2	0	0	0	0	0	2	0
Iberia	28	8	14	3	10	2	8	2	60	15
Iberville	10	2	8	2	13	1	7	3	38	8
Jackson	0	0	0	0	0	0	0	0	0	0
Jefferson	42	14	36	4	27	1	30	5	135	24
Jefferson Davis	0	0	1	0	0	0	0	0	1	0
Lafayette	29	8	31	6	23	6	12	2	95	22
Lafourche	7	2	3	0	1	0	4	0	15	2
Lasalle	0	0	0	0	0	0	0	0	0	0
Lincoln	4	0	4	0	7	1	12	0	27	1
Livingston	16	1	7	2	11	0	9	0	43	3
Madison	0	0	3	0	1	0	2	0	6	0
Morehouse	4	2	2	0	1	0	3	0	10	2
Natchitoches	2	1	1	0	1	0	0	0	4	1
Orleans	93	9	126	10	105	9	80	9	404	37
Ouachita	6	5	5	0	4	0	5	0	20	5
Plaquemines	5	1	4	0	0	0	0	0	9	1
Pt. Coupee	1	1	1	0	2	0	4	0	8	1
Rapides	1	0	5	1	0	0	0	0	6	1
Red River	0	0	0	0	1	0	0	0	1	0
Richland	2	0	0	0	1	0	0	0	3	0
Sabine	1	1	0	0	0	0	0	0	1	1
St. Bernard	9	2	0	0	3	1	8	0	20	3
St. Charles	0	0	0	0	2	0	0	0	2	0
St. Helena	3	1	1	0	3	0	2	0	9	1
St. James	4	2	1	0	0	0	0	0	5	2
St. John	16	2	3	0	16	3	4	0	39	5
St. Landry	10	1	13	4	4	0	2	0	29	5
St. Martin	9	1	4	0	3	0	3	0	19	1
St. Mary	9	2	8	1	5	1	2	0	24	4
St. Tammany	44	7	46	4	60	3	39	3	189	17



Tangipahoa	11	3	8	1	7	1	6	0	32	5
Tensas	1	1	1	1	0	0	2	0	4	2
Terrebonne	4	2	5	1	10	1	2	0	21	4
Union	7	2	6	0	3	0	7	0	23	2
Vermillion	3	0	4	1	7	1	8	0	22	2
Vernon	3	1	1	1	0	0	0	0	4	2
Washington	11	0	29	1	4	1	4	0	48	2
Webster	3	1	2	0	2	0	5	0	12	1
West Baton Rouge	5	0	2	0	6	0	8	0	21	0
West Carroll	1	0	0	0	0	0	0	0	1	0
W. Feliciana	44	12	8	1	0	0	0	0	52	13
Winn	1	0	2	0	0	0	0	0	3	0
Vets Affairs	0	0	0	0	0	0	0	0	0	0
Federal	31	19	16	11	28	11	17	9	92	50
OOS	2	0	2	0	4	0	4	0	12	0
GRAND TOTALS	652	149	576	67	492	60	416	50	2136	326

## Legal Services FY 2021-2022



## Suits

