

Louisiana Dept. of Corrections Admissions Dashboard

- Year**
- 2018
 - 2019
 - 2020
 - 2021

Number of Admissions: 12,194

Parole Eligible

65.7%

GTPS Eligible

91.6%

Incarceration Reason



Gender



Race



Length to Serve (Months)

Reason	Avg. Length to Diminution of Sent.	Avg. Length to Full Term Date	Avg. Length to Parole Eligibility
Violent	40.55	73.60	36.32
Property	11.96	43.68	9.61
Drug	10.63	38.99	8.34
Sex NonViolent	29.19	85.37	43.77
All Others	10.75	39.31	7.52
Overall Average	16.98	49.18	14.76

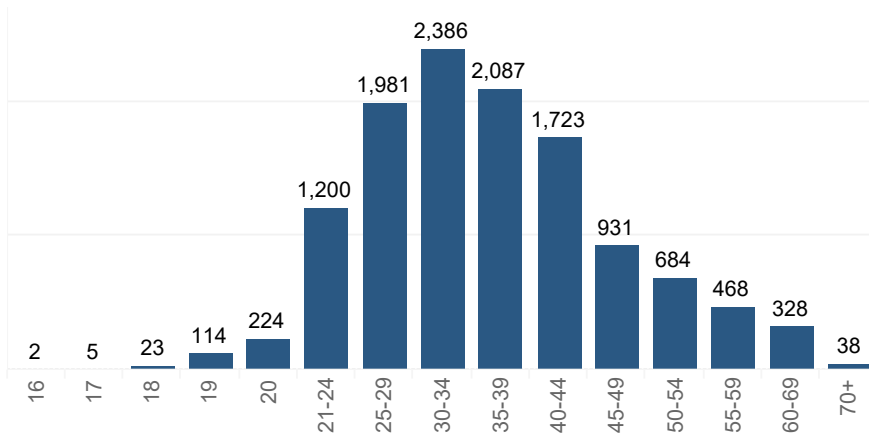
Select to see Lengths by Admission Reason

- New Felony
- Revocations
- Unknown

Incarceration Reason by crime type

	New Felony	Revocation New Felony	Revocation Pending Charge	Technical Revocation	Grand Total
All Others	1,452	141	280	286	2,160
Drug	1,634	484	588	865	3,571
Property	1,421	495	814	715	3,446
Sex NonViolent	295	17	12	40	364
Violent	1,604	312	377	360	2,653
Grand Total	6,406	1,449	2,071	2,266	12,194

Age at Admission



2021 Admissions by Parish of Conviction

Parish	Count
ACADIA	170
ALLEN	92
ASCENSION	183
ASSUMPTION	93
AVOUELLES	143
BEAUREGARD	163
BIENVILLE	60
BOSSIER	512
CADDO	1106
CALCASIEU	620
CALDWELL	74
CAMERON	9
CATAHOULA	74
CLAIBORNE	64
CONCORDIA	85
DESOTO	126
E. BATON ROUGE	599
E. CARROLL	11
E. FELICIANA	34
EVANGELINE	198
FRANKLIN	143
GRANT	130
IBERIA	205
IBERVILLE	91
JACKSON	42
JEFF DAVIS	58
JEFFERSON	938
LAFAYETTE	360
LAFOURCHE	185
LASALLE	64
LINCOLN	144
LIVINGSTON	486
MADISON	25
MOREHOUSE	72

Parish	Count
NATCHITOCHEs	83
ORLEANS	461
OUACHITA	512
PLAQUEMINE	67
POINTE COUPEE	47
RAPIDES	357
RED RIVER	20
RICHLAND	112
SABINE	50
ST. BERNARD	96
ST. CHARLES	67
ST. HELENA	12
ST. JAMES	22
ST. JOHN-BAPTIST	39
ST. LANDRY	199
ST. MARTIN	111
ST. MARY	160
ST. TAMMANY	669
TANGIPAHOA	355
TENSAS	10
TERREBONNE	283
UNION	66
VERMILION	170
VERNON	148
W. BATON ROUGE	121
W. CARROLL	50
W. FELICIANA	22
WASHINGTON	226
WEBSTER	208
WINN	50
Unknown	42
	12194

Louisiana Dept. of Corrections Release Dashboard

Select Release Year

- 2018
- 2019
- 2020
- 2021

Number of Releases:

12,572

Release Type Total



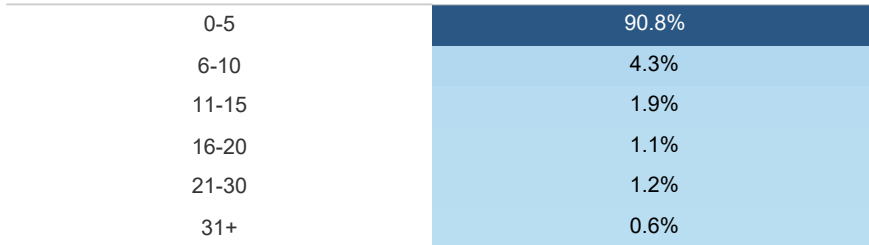
By Admission Type



Gender



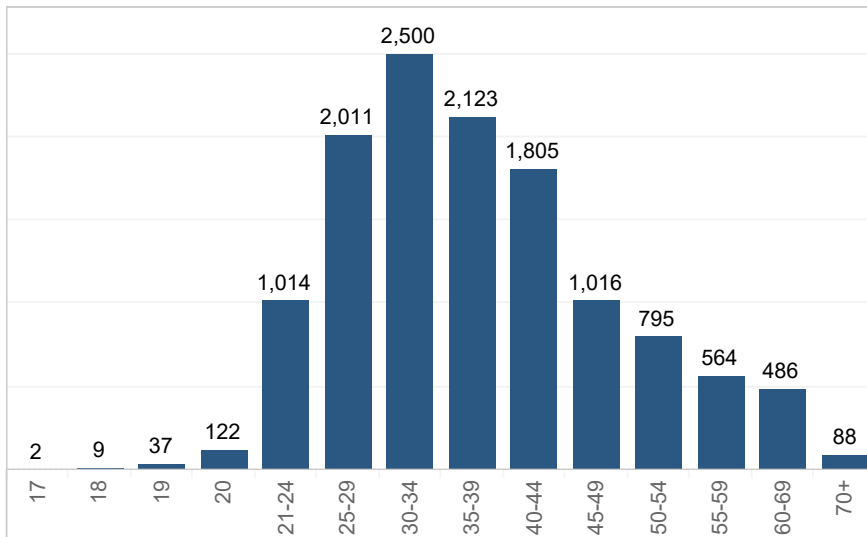
Time Served (Years)



Race



Age at Release



Release Counts by Crime Type

Violent	2,750
Property	3,623
Drug	3,701
Sex Nonviolent	317
All Others	2,181

Avg. Sent Length (Years)

Violent	9.9
Property	5.0
Drug	4.9
Sex Nonviolent	7.4
All Others	4.5

Avg. Time Served (Years)

Violent	5.9
Property	1.3
Drug	1.3
Sex Nonviolent	4.8
All Others	1.1

2021 Releases by Parish of Conviction

Parish	Count
ACADIA	172
ALLEN	90
ASCENSION	203
ASSUMPTION	65
AVOUELLES	111
BEAUREGARD	149
BIENVILLE	54
BOSSIER	423
CADDO	981
CALCASIEU	519
CALDWELL	46
CAMERON	10
CATAHOULA	67
CLAIBORNE	48
CONCORDIA	94
DESOTO	79
E. BATON ROUGE	749
E. CARROLL	11
E. FELICIANA	32
EVANGELINE	184
FRANKLIN	105
GRANT	141
IBERIA	199
IBERVILLE	77
JACKSON	33
JEFF DAVIS	43
JEFFERSON	947
LAFAYETTE	353
LAFOURCHE	190
LASALLE	62
LINCOLN	137
LIVINGSTON	446
MADISON	28
MOREHOUSE	64

Parish	Count
NATCHITOCHE	106
ORLEANS	983
OUACHITA	512
PLAQUEMINE	39
POINTE COUPEE	36
RAPIDES	302
RED RIVER	18
RICHLAND	121
SABINE	55
ST. BERNARD	102
ST. CHARLES	70
ST. HELENA	17
ST. JAMES	22
ST. JOHN-BAPTIST	55
ST. LANDRY	168
ST. MARTIN	97
ST. MARY	169
ST. TAMMANY	666
TANGIPAHOA	318
TENSAS	15
TERREBONNE	357
UNION	106
VERMILION	119
VERNON	143
W. BATON ROUGE	96
W. CARROLL	49
W. FELICIANA	19
WASHINGTON	228
WEBSTER	240
WINN	45
Unknown	387
Total	12572

DEPARTMENT OF PUBLIC SAFETY AND CORRECTIONS

RECIDIVISM IN ADULT CORRECTIONS (PERCENT RETURN)

June 30, 2022

RECIDIVISM: RETURN TO CUSTODY FOLLOWING CONVICTION FOR A NEW FELONY OR TECHNICAL REVOCATION OF SUPERVISION AFTER HAVING BEEN RELEASED FROM INCARCERATION THROUGH COMPLETED SENTENCE, RELEASED ON PAROLE, CONDITIONAL RELEASE, OR SPLIT PROBATION SENTENCE. OFFENDERS RELEASED TO A DETAINER, RELEASED IN ERROR, DECEASED, OR TRANSFERRED TO ANOTHER JURISDICTION ARE NOT INCLUDED. AN OFFENDER MAY BE RELEASED MULTIPLE TIMES BUT IS ONLY COUNTED ONCE PER RELEASE YEAR.

OFFENDERS ARE TRACKED FOR A PERIOD OF TIME FROM DATE OF RELEASE BASED ON THE YEAR OF RETURN :

1st Year Returns: 12 months
2nd Year Returns: 24 months
3rd Year Returns: 36 months
4th Year Returns: 48 months
5th Year Returns: 60 months

RELEASE YR.:	1st Year (2020)	2nd Year (2019)	3rd Year (2018)	4th Year (2017)	5th Year (2016)
Total Population	11.3%	22.7%	30.5%	37.1%	41.2%
State Facilities	7.6%	17.9%	25.1%	32.4%	37.6%
Local Facilities	12.6%	25.0%	32.9%	40.0%	43.6%
Transitional Work Programs	8.5%	19.8%	28.3%	33.3%	38.4%
Blue Walters	11.0%	22.2%	33.7%	41.4%	43.3%
Parole Board Releases	1.5%	8.3%	10.9%	18.1%	27.7%
Sex Offenders	6.7%	15.3%	19.5%	26.9%	27.6%
Education	4.5%	13.2%	16.9%	24.5%	34.2%
Female	7.1%	13.9%	20.5%	26.0%	28.4%
P&P Completions	2.4%	5.3%	9.1%	11.1%	14.1%

DEPARTMENT OF PUBLIC SAFETY AND CORRECTIONS

RECIDIVISM IN ADULT CORRECTIONS (TOTAL POPULATION)

June 30, 2022

RECIDIVISM: RETURN TO CUSTODY FOLLOWING CONVICTION FOR A NEW FELONY OR TECHNICAL REVOCATION OF SUPERVISION AFTER HAVING BEEN RELEASED FROM INCARCERATION THROUGH COMPLETED SENTENCE, RELEASED ON PAROLE, CONDITIONAL RELEASE, OR SPLIT PROBATION SENTENCE. OFFENDERS RELEASED TO A DETAINER, RELEASED IN ERROR, DECEASED, OR TRANSFERRED TO ANOTHER JURISDICTION ARE NOT INCLUDED. AN OFFENDER MAY BE RELEASED MULTIPLE TIMES BUT IS ONLY COUNTED ONCE PER RELEASE YEAR.

OFFENDERS ARE TRACKED FOR A PERIOD OF TIME FROM DATE OF RELEASE BASED ON THE YEAR OF RETURN :

1st Year Returns: 12 months
2nd Year Returns: 24 months
3rd Year Returns: 36 months
4th Year Returns: 48 months
5th Year Returns: 60 months

	Total Releases	1st Year Returns	%	2nd Year Returns	%	3rd Year Returns	%	4th Year Returns	%	5th Year Returns	%
2007	12,650	2,235	17.7%	3,732	29.5%	4,646	36.7%	5,265	41.6%	5,731	45.3%
2008	12,846	2,141	16.7%	3,676	28.6%	4,733	36.8%	5,375	41.8%	5,831	45.4%
2009	12,938	2,087	16.1%	3,729	28.8%	4,625	35.7%	5,197	40.2%	5,623	43.5%
2010	14,760	2,265	15.3%	4,229	28.7%	5,231	35.4%	5,895	39.9%	6,354	43.0%
2011	14,218	2,249	15.8%	4,188	29.5%	5,174	36.4%	5,848	41.1%	6,300	44.3%
2012	14,487	2,343	16.2%	4,254	29.4%	5,249	36.2%	5,877	40.6%	6,323	43.6%
2013	15,246	2,453	16.1%	4,393	28.8%	5,346	35.1%	6,040	39.6%	6,512	42.7%
2014	15,030	2,317	15.4%	4,058	27.0%	5,126	34.1%	5,841	38.9%	6,278	41.8%
2015	14,824	2,194	14.8%	4,193	28.3%	5,360	36.2%	6064	40.9%	6,448	43.5%
2016	13,326	2,045	15.3%	3,738	28.1%	4,749	35.6%	5,225	39.2%	5,495	41.2%
2017	14,460	2,077	14.4%	3,943	27.3%	4,867	33.7%	5,371	37.1%		
2018	13,150	1,919	14.6%	3,339	25.4%	4,015	30.5%				
2019	12,974	1,690	13.0%	2,951	22.7%						
2020	10,694	1,207	11.3%								

STATE OFFENDERS RELEASED FROM ADULT FACILITIES, LOCAL JAIL FACILITIES, AND TRANSITIONAL WORK PROGRAMS.

DEPARTMENT OF PUBLIC SAFETY AND CORRECTIONS

RECIDIVISM IN ADULT CORRECTIONS (STATE FACILITIES)

June 30, 2022

RECIDIVISM: RETURN TO CUSTODY FOLLOWING CONVICTION FOR A NEW FELONY OR TECHNICAL REVOCATION OF SUPERVISION AFTER HAVING BEEN RELEASED FROM INCARCERATION THROUGH COMPLETED SENTENCE, RELEASED ON PAROLE, CONDITIONAL RELEASE, OR SPLIT PROBATION SENTENCE. OFFENDERS RELEASED TO A DETAINER, RELEASED IN ERROR, DECEASED, OR TRANSFERRED TO ANOTHER JURISDICTION ARE NOT INCLUDED. AN OFFENDER MAY BE RELEASED MULTIPLE TIMES BUT IS ONLY COUNTED ONCE PER RELEASE YEAR.

OFFENDERS ARE TRACKED FOR A PERIOD OF TIME FROM DATE OF RELEASE BASED ON THE YEAR OF RETURN :

- 1st Year Returns:** 12 months
- 2nd Year Returns:** 24 months
- 3rd Year Returns:** 36 months
- 4th Year Returns:** 48 months
- 5th Year Returns:** 60 months

	Total Releases	1st Year Returns	%	2nd Year Returns	%	3rd Year Returns	%	4th Year Returns	%	5th Year Returns	%
2007	3,294	519	15.8%	950	28.8%	1,200	36.4%	1,357	41.2%	1,471	44.7%
2008	3,165	553	17.5%	944	29.8%	1,227	38.8%	1,387	43.8%	1,486	47.0%
2009	3,140	494	15.7%	885	28.2%	1,100	35.0%	1,208	38.5%	1,317	41.9%
2010	3,615	538	14.9%	1,025	28.4%	1,334	36.9%	1,483	41.0%	1,604	44.4%
2011	3,284	468	14.3%	940	28.6%	1,188	36.2%	1,351	41.1%	1,446	44.0%
2012	3,080	441	14.3%	873	28.3%	1,105	35.9%	1,240	40.3%	1,337	43.4%
2013	3,271	444	13.6%	849	26.0%	1,108	33.9%	1,246	38.1%	1,353	41.4%
2014	3,096	407	13.1%	776	25.1%	992	32.0%	1,120	36.2%	1,215	39.2%
2015	3,029	363	12.0%	765	25.3%	1,009	33.3%	1,160	38.3%	1,241	41.0%
2016	2,410	301	12.5%	598	24.8%	790	32.8%	873	36.2%	907	37.6%
2017	2,197	243	11.1%	516	23.5%	650	29.6%	712	32.4%		
2018	2,028	238	11.7%	420	20.7%	509	25.1%				
2019	2,025	193	9.5%	363	17.9%						
2020	1,625	124	7.6%								

STATE OFFENDERS RELEASED FROM ADULT INSTITUTIONS.

DEPARTMENT OF PUBLIC SAFETY AND CORRECTIONS

RECIDIVISM IN ADULT CORRECTIONS (LOCAL FACILITIES)

June 30, 2022

RECIDIVISM: RETURN TO CUSTODY FOLLOWING CONVICTION FOR A NEW FELONY OR TECHNICAL REVOCATION OF SUPERVISION AFTER HAVING BEEN RELEASED FROM INCARCERATION THROUGH COMPLETED SENTENCE, RELEASED ON PAROLE, CONDITIONAL RELEASE, OR SPLIT PROBATION SENTENCE. OFFENDERS RELEASED TO A DETAINER, RELEASED IN ERROR, DECEASED, OR TRANSFERRED TO ANOTHER JURISDICTION ARE NOT INCLUDED. AN OFFENDER MAY BE RELEASED MULTIPLE TIMES BUT IS ONLY COUNTED ONCE PER RELEASE YEAR.

OFFENDERS ARE TRACKED FOR A PERIOD OF TIME FROM DATE OF RELEASE BASED ON THE YEAR OF RETURN :

- 1st Year Returns:** 12 months
- 2nd Year Returns:** 24 months
- 3rd Year Returns:** 36 months
- 4th Year Returns:** 48 months
- 5th Year Returns:** 60 months

	Total Releases	1st Year Returns	%	2nd Year Returns	%	3rd Year Returns	%	4th Year Returns	%	5th Year Returns	%
2007	5,776	1,246	21.6%	1,915	33.2%	2,309	40.0%	2,613	45.2%	2,828	49.0%
2008	6,189	1,192	19.3%	1,953	31.6%	2,402	38.8%	2,702	43.7%	2,934	47.4%
2009	6,676	1,190	17.8%	2,015	30.2%	2,533	37.9%	2,858	42.8%	3,067	45.9%
2010	7,764	1,352	17.4%	2,359	30.4%	2,908	37.5%	3,278	42.2%	3,521	45.4%
2011	7,832	1,403	17.9%	2,417	30.9%	3,000	38.3%	3,378	43.1%	3,641	46.5%
2012	8,441	1,546	18.3%	2,618	31.0%	3,246	38.5%	3,629	43.0%	3,903	46.2%
2013	9,052	1,634	18.1%	2,795	30.9%	3,425	37.8%	3,866	42.7%	4,144	45.8%
2014	9,193	1,605	17.5%	2,697	29.3%	3356	36.5%	3,806	41.4%	4,082	44.4%
2015	9,166	1,595	17.4%	2,869	31.3%	3572	39.0%	4,004	43.7%	4,239	46.2%
2016	8,804	1,534	17.4%	2,690	30.6%	3,341	37.9%	3,645	41.4%	3,841	43.6%
2017	9,566	1,566	16.4%	2,851	29.8%	3,469	36.3%	3,822	40.0%		
2018	9,051	1,469	16.2%	2,493	27.5%	2,981	32.9%				
2019	9,025	1,337	14.8%	2,259	25.0%						
2020	7,946	1,000	12.6%								

STATE OFFENDERS RELEASED FROM LOCAL FACILITIES .

DEPARTMENT OF PUBLIC SAFETY AND CORRECTIONS

RECIDIVISM IN ADULT CORRECTIONS (TRANSITIONAL WORK PROGRAMS)

June 30, 2022

RECIDIVISM: RETURN TO CUSTODY FOLLOWING CONVICTION FOR A NEW FELONY OR TECHNICAL REVOCATION OF SUPERVISION AFTER HAVING BEEN RELEASED FROM INCARCERATION THROUGH COMPLETED SENTENCE, RELEASED ON PAROLE, CONDITIONAL RELEASE, OR SPLIT PROBATION SENTENCE. OFFENDERS RELEASED TO A DETAINER, RELEASED IN ERROR, DECEASED, OR TRANSFERRED TO ANOTHER JURISDICTION ARE NOT INCLUDED. AN OFFENDER MAY BE RELEASED MULTIPLE TIMES BUT IS ONLY COUNTED ONCE PER RELEASE YEAR.

OFFENDERS ARE TRACKED FOR A PERIOD OF TIME FROM DATE OF RELEASE BASED ON THE YEAR OF RETURN :

- 1st Year Returns:** 12 months
- 2nd Year Returns:** 24 months
- 3rd Year Returns:** 36 months
- 4th Year Returns:** 48 months
- 5th Year Returns:** 60 months

	Total Releases	1st Year Returns	%	2nd Year Returns	%	3rd Year Returns	%	4th Year Returns	%	5th Year Returns	%
2007	3,193	415	13.0%	760	23.8%	995	31.2%	1,128	35.3%	1,320	41.3%
2008	3,036	399	13.1%	764	25.2%	974	32.1%	1,147	37.8%	1,253	41.3%
2009	2,736	328	12.0%	662	24.2%	877	32.1%	990	36.2%	1,096	40.1%
2010	2,957	315	10.7%	679	23.0%	887	30.0%	1,021	34.5%	1,112	37.6%
2011	2,802	306	10.9%	683	24.4%	927	33.1%	1,052	37.5%	1,146	40.9%
2012	2,742	304	11.1%	635	23.2%	862	31.4%	965	35.2%	1,034	37.7%
2013	2,861	325	11.4%	641	22.4%	826	28.9%	947	33.1%	1,034	36.1%
2014	2,847	332	11.7%	654	23.0%	870	30.6%	1,020	35.8%	1,092	38.4%
2015	2,742	273	10.0%	632	23.0%	862	31.4%	996	36.3%	1,067	38.9%
2016	2,274	254	11.2%	535	23.5%	722	31.8%	824	36.2%	873	38.4%
2017	2,849	314	11.0%	664	23.3%	849	29.8%	949	33.3%		
2018	2,228	257	11.5%	514	23.1%	630	28.3%				
2019	2,075	208	10.0%	410	19.8%						
2020	1,386	118	8.5%								

STATE OFFENDERS RELEASED FROM TRANSITIONAL WORK PROGRAMS.

DEPARTMENT OF PUBLIC SAFETY AND CORRECTIONS

RECIDIVISM IN ADULT CORRECTIONS (BLUE WALTERS)

June 30, 2022

RECIDIVISM: RETURN TO CUSTODY FOLLOWING CONVICTION FOR A NEW FELONY OR TECHNICAL REVOCATION OF SUPERVISION AFTER HAVING BEEN RELEASED FROM INCARCERATION THROUGH COMPLETED SENTENCE, RELEASED ON PAROLE, CONDITIONAL RELEASE, OR SPLIT PROBATION SENTENCE. OFFENDERS RELEASED TO A DETAINER, RELEASED IN ERROR, DECEASED, OR TRANSFERRED TO ANOTHER JURISDICTION ARE NOT INCLUDED. AN OFFENDER MAY BE RELEASED MULTIPLE TIMES BUT IS ONLY COUNTED ONCE PER RELEASE YEAR.

OFFENDERS ARE TRACKED FOR A PERIOD OF TIME FROM DATE OF RELEASE BASED ON THE YEAR OF RETURN :

1st Year Returns: 12 months
2nd Year Returns: 24 months
3rd Year Returns: 36 months
4th Year Returns: 48 months
5th Year Returns: 60 months

	Total Releases	1st Year Returns	%	2nd Year Returns	%	3rd Year Returns	%	4th Year Returns	%	5th Year Returns	%
2007	172	31	18.0%	60	34.9%	79	45.9%	88	51.2%	100	58.1%
2008	105	18	17.1%	34	32.4%	41	39.0%	52	49.5%	55	52.4%
2009	106	13	12.3%	29	27.4%	48	45.3%	49	46.2%	57	53.8%
2010	322	44	13.7%	90	28.0%	121	37.6%	134	41.6%	143	44.4%
2011	360	56	15.6%	110	30.6%	146	40.6%	163	45.3%	176	48.9%
2012	431	65	15.1%	123	28.5%	168	39.0%	193	44.8%	207	48.0%
2013	551	92	16.7%	178	32.3%	215	39.0%	242	43.9%	262	47.5%
2014	446	68	15.2%	137	30.7%	175	39.2%	199	44.6%	211	47.3%
2015	539	73	13.5%	167	31.0%	227	42.1%	259	48.1%	270	50.1%
2016	536	66	12.3%	149	27.8%	194	36.2%	218	40.7%	232	43.3%
2017	585	82	14.0%	178	30.4%	222	37.9%	242	41.4%		
2018	511	67	13.1%	126	24.7%	172	33.7%				
2019	464	43	9.3%	103	22.2%						
2020	292	32	11.0%								

INCLUDES OFFENDERS THAT PARTICIPATED IN BLUE WALTERS PRIOR TO RELEASE.

*BLUE WALTERS IS A SUBSTANCE ABUSE TREATMENT CENTER

**AUGUST 2005 ORLEANS/BLUE WALTERS PROGRAM IN NEW ORLEANS CLOSED

***TENSAS/BLUE WALTERS PROGRAM OPEN MAY 2004 TO JULY 2006.

****JULY 2006-JULY 2007 BLUE WALTERS PROGRAM TRANSFERRED TO SOUTH LOUISIANA CORRECTIONAL CENTER

DEPARTMENT OF PUBLIC SAFETY AND CORRECTIONS

RECIDIVISM IN ADULT CORRECTIONS (PAROLE BOARD RELEASES)

June 30, 2022

RECIDIVISM: RETURN TO CUSTODY FOLLOWING CONVICTION FOR A NEW FELONY OR TECHNICAL REVOCATION OF SUPERVISION AFTER HAVING BEEN RELEASED FROM INCARCERATION THROUGH COMPLETED SENTENCE, RELEASED ON PAROLE, CONDITIONAL RELEASE, OR SPLIT PROBATION SENTENCE. OFFENDERS RELEASED TO A DETAINER, RELEASED IN ERROR, DECEASED, OR TRANSFERRED TO ANOTHER JURISDICTION ARE NOT INCLUDED. AN OFFENDER MAY BE RELEASED MULTIPLE TIMES BUT IS ONLY COUNTED ONCE PER RELEASE YEAR.

OFFENDERS ARE TRACKED FOR A PERIOD OF TIME FROM DATE OF RELEASE BASED ON THE YEAR OF RETURN :

- 1st Year Returns:** 12 months
- 2nd Year Returns:** 24 months
- 3rd Year Returns:** 36 months
- 4th Year Returns:** 48 months
- 5th Year Returns:** 60 months

	Total Releases	1st Year Returns	%	2nd Year Returns	%	3rd Year Returns	%	4th Year Returns	%	5th Year Returns	%
2007	1,119	137	12.2%	272	24.3%	364	32.5%	415	37.1%	453	40.5%
2008	825	65	7.9%	187	22.7%	256	31.0%	304	36.8%	344	41.7%
2009	601	63	10.5%	135	22.5%	193	32.1%	234	38.9%	257	42.8%
2010	602	41	6.8%	122	20.3%	179	29.7%	209	34.7%	217	36.0%
2011	555	45	8.1%	122	22.0%	168	30.3%	188	33.9%	199	35.9%
2012	825	73	8.8%	176	21.3%	260	31.5%	291	35.3%	318	38.5%
2013	601	50	8.3%	115	19.1%	147	24.5%	181	30.1%	197	32.8%
2014	512	44	8.6%	86	16.8%	125	24.4%	141	27.5%	157	30.7%
2015	425	28	6.6%	66	15.5%	96	22.6%	118	27.8%	125	29.4%
2016	307	13	4.2%	39	12.7%	62	20.2%	75	24.4%	85	27.7%
2017	288	12	4.2%	29	10.1%	43	14.9%	52	18.1%		
2018	475	19	4.0%	43	9.1%	52	10.9%				
2019	601	19	3.2%	50	8.3%						
2020	467	7	1.5%								

EXCLUDES: IMPACT GRADUATES

DEPARTMENT OF PUBLIC SAFETY AND CORRECTIONS

RECIDIVISM IN ADULT CORRECTIONS (SEX OFFENDERS)

June 30, 2022

RECIDIVISM: RETURN TO CUSTODY FOLLOWING CONVICTION FOR A NEW FELONY OR TECHNICAL REVOCATION OF SUPERVISION AFTER HAVING BEEN RELEASED FROM INCARCERATION THROUGH COMPLETED SENTENCE, RELEASED ON PAROLE, CONDITIONAL RELEASE, OR SPLIT PROBATION SENTENCE. OFFENDERS RELEASED TO A DETAINER, RELEASED IN ERROR, DECEASED, OR TRANSFERRED TO ANOTHER JURISDICTION ARE NOT INCLUDED. AN OFFENDER MAY BE RELEASED MULTIPLE TIMES BUT IS ONLY COUNTED ONCE PER RELEASE YEAR.

OFFENDERS ARE TRACKED FOR A PERIOD OF TIME FROM DATE OF RELEASE BASED ON THE YEAR OF RETURN :

- 1st Year Returns:** 12 months
- 2nd Year Returns:** 24 months
- 3rd Year Returns:** 36 months
- 4th Year Returns:** 48 months
- 5th Year Returns:** 60 months

	Total Releases	1st Year Returns	%	2nd Year Returns	%	3rd Year Returns	%	4th Year Returns	%	5th Year Returns	%
2007	580	101	17.4%	159	27.4%	194	33.4%	229	39.5%	257	44.3%
2008	620	100	16.1%	155	25.0%	195	31.5%	231	37.3%	258	41.6%
2009	620	93	15.0%	153	24.7%	190	30.6%	205	33.1%	229	36.9%
2010	619	92	14.9%	159	25.7%	206	33.3%	234	37.8%	250	40.4%
2011	652	61	9.4%	133	20.4%	181	27.8%	217	33.3%	235	36.0%
2012	603	56	9.3%	121	20.1%	164	27.2%	183	30.3%	201	33.3%
2013	685	74	10.8%	139	20.3%	181	26.4%	201	29.3%	224	32.7%
2014	625	56	9.0%	101	16.2%	131	21.0%	162	25.9%	181	29.0%
2015	629	61	9.7%	108	17.2%	154	24.5%	173	27.5%	194	30.8%
2016	577	49	8.5%	105	18.2%	132	22.9%	150	26.0%	159	27.6%
2017	569	43	7.6%	93	16.3%	137	24.1%	153	26.9%		
2018	517	46	8.9%	77	14.9%	101	19.5%				
2019	498	46	9.2%	76	15.3%						
2020	507	34	6.7%								

STATE OFFENDERS RELEASED FROM ADULT INSTITUTIONS, LOCAL FACILITIES, AND TRANSITIONAL WORK PROGRAMS.

SEX OFFENSES A VIOLATION OF ANY PROVISION OF SUBPART C OF PART II, SUBPART B OF PART IV, OR SUBPART A(1) OR A(4) OF SUBPART V OF CHAPTER 1 OF TITLE 14 OF THE LOUISIANA REVISED STATUTES OF 1950.

DEPARTMENT OF PUBLIC SAFETY AND CORRECTIONS

RECIDIVISM IN ADULT CORRECTIONS (EDUCATION)

June 30, 2022

RECIDIVISM: RETURN TO CUSTODY FOLLOWING CONVICTION FOR A NEW FELONY OR TECHNICAL REVOCATION OF SUPERVISION AFTER HAVING BEEN RELEASED FROM INCARCERATION THROUGH COMPLETED SENTENCE, RELEASED ON PAROLE, CONDITIONAL RELEASE, OR SPLIT PROBATION SENTENCE. OFFENDERS RELEASED TO A DETAINER, RELEASED IN ERROR, DECEASED, OR TRANSFERRED TO ANOTHER JURISDICTION ARE NOT INCLUDED. AN OFFENDER MAY BE RELEASED MULTIPLE TIMES BUT IS ONLY COUNTED ONCE PER RELEASE YEAR.

OFFENDERS ARE TRACKED FOR A PERIOD OF TIME FROM DATE OF RELEASE BASED ON THE YEAR OF RETURN :

- 1st Year Returns:** 12 months
- 2nd Year Returns:** 24 months
- 3rd Year Returns:** 36 months
- 4th Year Returns:** 48 months
- 5th Year Returns:** 60 months

	Total Releases	1st Year Returns	%	2nd Year Returns	%	3rd Year Returns	%	4th Year Returns	%	5th Year Returns	%
2007	1,242	128	10.3%	261	21.0%	368	29.6%	434	34.9%	486	39.1%
2008	1,450	159	11.0%	333	23.0%	454	31.3%	540	37.2%	593	40.9%
2009	1,477	177	12.0%	351	23.8%	483	32.7%	544	36.8%	598	40.5%
2010	1,798	170	9.5%	383	21.3%	548	30.5%	634	35.3%	705	39.2%
2011	1,457	137	9.4%	366	25.1%	490	33.6%	570	39.1%	624	42.8%
2012	1,345	159	11.8%	340	25.3%	483	35.9%	562	41.8%	601	44.7%
2013	1,322	107	8.1%	254	19.2%	348	26.3%	415	31.4%	460	34.8%
2014	1,157	109	9.4%	228	19.7%	313	27.1%	369	31.9%	406	35.1%
2015	1,071	75	7.0%	181	16.9%	263	24.6%	325	30.3%	348	32.5%
2016	878	69	7.9%	165	18.8%	235	26.8%	279	31.8%	300	34.2%
2017	974	65	6.7%	157	16.1%	209	21.5%	239	24.5%		
2018	850	57	6.7%	109	12.8%	144	16.9%				
2019	790	43	5.4%	104	13.2%						
2020	729	33	4.5%								

STATE OFFENDERS RELEASED FROM ADULT INSTITUTIONS, LOCAL FACILITIES, AND TRANSITIONAL WORK PROGRAMS THAT HAVE COMPLETED

DEPARTMENT OF PUBLIC SAFETY AND CORRECTIONS

RECIDIVISM IN ADULT CORRECTIONS (FEMALE RECIDIVISM)

June 30, 2022

RECIDIVISM: RETURN TO CUSTODY FOLLOWING CONVICTION FOR A NEW FELONY OR TECHNICAL REVOCATION OF SUPERVISION AFTER HAVING BEEN RELEASED FROM INCARCERATION THROUGH COMPLETED SENTENCE, RELEASED ON PAROLE, CONDITIONAL RELEASE, OR SPLIT PROBATION SENTENCE. OFFENDERS RELEASED TO A DETAINER, RELEASED IN ERROR, DECEASED, OR TRANSFERRED TO ANOTHER JURISDICTION ARE NOT INCLUDED. AN OFFENDER MAY BE RELEASED MULTIPLE TIMES BUT IS ONLY COUNTED ONCE PER RELEASE YEAR.

OFFENDERS ARE TRACKED FOR A PERIOD OF TIME FROM DATE OF RELEASE BASED ON THE YEAR OF RETURN :

- 1st Year Returns:** 12 months
- 2nd Year Returns:** 24 months
- 3rd Year Returns:** 36 months
- 4th Year Returns:** 48 months
- 5th Year Returns:** 60 months

	Total Releases	1st Year Returns	%	2nd Year Returns	%	3rd Year Returns	%	4th Year Returns	%	5th Year Returns	%
2007	1,423	168	11.8%	281	19.7%	345	24.2%	390	27.4%	440	30.9%
2008	1,437	169	11.8%	292	20.3%	390	27.1%	455	31.7%	501	34.9%
2009	1,435	138	9.6%	248	17.3%	317	22.1%	363	25.3%	402	28.0%
2010	1,739	163	9.4%	315	18.1%	394	22.7%	453	26.0%	499	28.7%
2011	1,627	169	10.4%	299	18.4%	374	23.0%	432	26.6%	469	28.8%
2012	1,551	181	11.7%	308	19.9%	390	25.1%	445	28.7%	485	31.3%
2013	1,666	174	10.4%	301	18.1%	379	22.7%	441	26.5%	480	28.8%
2014	1,666	161	9.7%	291	17.5%	379	22.7%	441	26.5%	481	28.9%
2015	1,619	165	10.2%	330	20.4%	425	26.3%	475	29.3%	512	31.6%
2016	1,533	166	10.8%	304	19.8%	376	24.5%	413	26.9%	436	28.4%
2017	1,530	159	10.4%	290	19.0%	351	22.9%	398	26.0%		
2018	1,562	164	10.5%	281	18.0%	320	20.5%				
2019	1,480	128	8.6%	205	13.9%						
2020	1,103	78	7.1%								

FEMALE STATE OFFENDERS RELEASED FROM ADULT INSTITUTIONS, LOCAL FACILITIES, AND TRANSITIONAL WORK PROGRAMS.

DEPARTMENT OF PUBLIC SAFETY AND CORRECTIONS

RECIDIVISM IN ADULT CORRECTIONS (ALL P&P COMPLETIONS)

June 30, 2022

RECIDIVISM: RETURN TO CUSTODY FOLLOWING CONVICTION FOR A NEW FELONY OR TECHNICAL REVOCATION OF SUPERVISION AFTER HAVING BEEN RELEASED FROM INCARCERATION THROUGH COMPLETED SENTENCE, RELEASED ON PAROLE, CONDITIONAL RELEASE, OR SPLIT PROBATION SENTENCE. OFFENDERS RELEASED TO A DETAINER, RELEASED IN ERROR, DECEASED, OR TRANSFERRED TO ANOTHER JURISDICTION ARE NOT INCLUDED. AN OFFENDER MAY BE RELEASED MULTIPLE TIMES BUT IS ONLY COUNTED ONCE PER RELEASE YEAR.

OFFENDERS ARE TRACKED FOR A PERIOD OF TIME FROM DATE OF RELEASE BASED ON THE YEAR OF RETURN :

- 1st Year Returns: 12 months
- 2nd Year Returns: 24 months
- 3rd Year Returns: 36 months
- 4th Year Returns: 48 months
- 5th Year Returns: 60 months

	Total Releases	1st Year Returns	%	2nd Year Returns	%	3rd Year Returns	%	4th Year Returns	%	5th Year Returns	%
2007	17,185	743	4.3%	1,691	9.8%	2,545	14.8%	3,175	18.5%	3,691	21.5%
2008	17,321	723	4.2%	1,728	10.0%	2,528	14.6%	3,205	18.5%	3,721	21.5%
2009	18,265	791	4.3%	1,777	9.7%	2,689	14.7%	3,347	18.3%	3,841	21.0%
2010	18,764	755	4.0%	1,774	9.5%	2,672	14.2%	3,363	17.9%	3,918	20.9%
2011	19,271	598	3.1%	1,925	10.0%	2,796	14.5%	3,470	18.0%	3,001	15.6%
2012	19,017	866	4.6%	1,880	9.9%	2,688	14.1%	2,454	12.9%	2,849	15.0%
2013	19,562	858	4.4%	1,837	9.4%	2,738	14.0%	2,423	12.4%	2,844	14.5%
2014	18,420	897	4.9%	1,293	7.0%	1,913	10.4%	2,428	13.2%	2,822	15.3%
2015	18,025	548	3.0%	1,212	6.7%	1,799	10.0%	2,284	12.7%	2,601	14.4%
2016	18,387	619	3.4%	1,308	7.1%	1,929	10.5%	2,325	12.6%	2,589	14.1%
2017	20,188	631	3.1%	1,394	6.9%	1,911	9.5%	2,232	11.1%		
2018	27,251	947	3.5%	1,843	6.8%	2,470	9.1%				
2019	22,518	636	2.8%	1,202	5.3%						
2020	21,435	524	2.4%								

DEPARTMENT OF PUBLIC SAFETY AND CORRECTIONS

RECIDIVISM IN ADULT CORRECTIONS (TOTAL POPULATION - CRIME TYPE)

June 30, 2022

RECIDIVISM: RETURN TO CUSTODY FOLLOWING CONVICTION FOR A NEW FELONY OR TECHNICAL REVOCATION OF SUPERVISION AFTER HAVING BEEN RELEASED FROM INCARCERATION THROUGH COMPLETED SENTENCE, RELEASED ON PAROLE, CONDITIONAL RELEASE, OR SPLIT PROBATION SENTENCE. OFFENDERS RELEASED TO A DETAINER, RELEASED IN ERROR, DECEASED, OR TRANSFERRED TO ANOTHER JURISDICTION ARE NOT INCLUDED. AN OFFENDER MAY BE RELEASED MULTIPLE TIMES BUT IS ONLY COUNTED ONCE PER RELEASE YEAR.

OFFENDERS ARE TRACKED FOR A PERIOD OF TIME FROM DATE OF RELEASE BASED ON THE YEAR OF RETURN :

1st Year Returns: 12 months
 2nd Year Returns: 24 months
 3rd Year Returns: 36 months
 4th Year Returns: 48 months
 5th Year Returns: 60 months

	Total Releases	1st Year Returns	%	2nd Year Returns	%	3rd Year Returns	%	4th Year Returns	%	5th Year Returns	%
2007	12,650	2,235	17.7%	3,732	29.5%	4,646	36.7%	5,265	41.6%	5,731	45.3%
2008	12,846	2,141	16.7%	3,676	28.6%	4,733	36.8%	5,375	41.8%	5,831	45.4%
2009	12,938	2,087	16.1%	3,729	28.8%	4,625	35.7%	5,197	40.2%	5,623	43.5%
2010	14,760	2,265	15.3%	4,229	28.7%	5,231	35.4%	5,895	39.9%	6,354	43.0%
2011	14,218	2,249	15.8%	4,188	29.5%	5,174	36.4%	5,848	41.1%	6,300	44.3%
2012	14,487	2,343	16.2%	4,254	29.4%	5,249	36.2%	5,877	40.6%	6,323	43.6%
2013	15,246	2,453	16.1%	4,393	28.8%	5,346	35.1%	6,040	39.6%	6,512	42.7%
2014	15,030	2,317	15.4%	4,058	27.0%	5,126	34.1%	5,841	38.9%	6,278	41.8%
2015	14,824	2,194	14.8%	4,193	28.3%	5,360	36.2%	6,064	40.9%	6,448	43.5%
2016	13,326	2,045	15.3%	3,738	28.1%	4,749	35.6%	5,225	39.2%	5,495	41.2%
2017	14,460	2,077	14.4%	3,943	27.3%	4,867	33.7%	5,371	37.1%		
2018	13,150	1,919	14.6%	3,339	25.4%	4,015	30.5%				
2019	12,974	1,690	13.0%	2,951	22.7%						
2020	10,694	1,207	11.3%								

	1st Year (2020)	2nd Year (2019)	3rd Year (2018)	4th Year (2017)	5th Year (2016)
PERCENT RETURNED WITHIN EACH RELEASE CRIME TYPE (Based on Last Full Year's Returns)					
VIOLENT CRIMES:	1.0%	2.2%	3.0%	3.7%	4.2%
DRUG CRIMES:	3.7%	7.9%	10.6%	12.4%	14.2%
PROPERTY CRIMES:	4.0%	7.5%	10.5%	12.9%	14.7%
ALL OTHER CRIMES:	2.5%	5.2%	6.5%	8.1%	8.1%

STATE OFFENDERS RELEASED FROM ADULT INSTITUTIONS, LOCAL FACILITIES, AND WORK RELEASE CENTERS.
 CRIME TYPE IS THE CRIME THE OFFENDER SERVED TIME FOR AND THEN WAS RELEASED FROM INCARCERATION.

DEPARTMENT OF PUBLIC SAFETY AND CORRECTIONS

RECIDIVISM IN ADULT CORRECTIONS (TOTAL POPULATION - OFFENDER CLASS)

June 30, 2022

RECIDIVISM: RETURN TO CUSTODY FOLLOWING CONVICTION FOR A NEW FELONY OR TECHNICAL REVOCATION OF SUPERVISION AFTER HAVING BEEN RELEASED FROM INCARCERATION THROUGH COMPLETED SENTENCE, RELEASED ON PAROLE, CONDITIONAL RELEASE, OR SPLIT PROBATION SENTENCE. OFFENDERS RELEASED TO A DETAINER, RELEASED IN ERROR, DECEASED, OR TRANSFERRED TO ANOTHER JURISDICTION ARE NOT INCLUDED. AN OFFENDER MAY BE RELEASED MULTIPLE TIMES BUT IS ONLY COUNTED ONCE PER RELEASE YEAR.

OFFENDERS ARE TRACKED FOR A PERIOD OF TIME FROM DATE OF RELEASE BASED ON THE YEAR OF RETURN :

1st Year Returns: 12 months
2nd Year Returns: 24 months
3rd Year Returns: 36 months
4th Year Returns: 48 months
5th Year Returns: 60 months

	Total Releases	1st Year Returns	%	2nd Year Returns	%	3rd Year Returns	%	4th Year Returns	%	5th Year Returns	%
2007	12,650	2,235	17.7%	3,732	29.5%	4,646	36.7%	5,265	41.6%	5,731	45.3%
2008	12,846	2,141	16.7%	3,676	28.6%	4,733	36.8%	5,375	41.8%	5,831	45.4%
2009	12,938	2,087	16.1%	3,729	28.8%	4,625	35.7%	5,197	40.2%	5,623	43.5%
2010	14,760	2,265	15.3%	4,229	28.7%	5,231	35.4%	5,895	39.9%	6,354	43.0%
2011	14,218	2,249	15.8%	4,188	29.5%	5,174	36.4%	5,848	41.1%	6,300	44.3%
2012	14,487	2,343	16.2%	4,254	29.4%	5,249	36.2%	5,877	40.6%	6,323	43.6%
2013	15,246	2,453	16.1%	4,393	28.8%	5,346	35.1%	6,040	39.6%	6,512	42.7%
2014	15,030	2,317	15.4%	4,058	27.0%	5,126	34.1%	5,841	38.9%	6,278	41.8%
2015	14,824	2,194	14.8%	4,193	28.3%	5,360	36.2%	6,064	40.9%	6,448	43.5%
2016	13,326	2,045	15.3%	3,738	28.1%	4,749	35.6%	5,225	39.2%	5,495	41.2%
2017	14,460	2,077	14.4%	3,943	27.3%	4,867	33.7%	5,371	37.1%		
2018	13,150	1,919	14.6%	3,339	25.4%	4,015	30.5%				
2019	12,974	1,690	13.0%	2,951	22.7%						
2020	10,694	1,207	11.3%								

	1st Year (2020)	2nd Year (2019)	3rd Year (2018)	4th Year (2017)	5th Year (2016)
PERCENT RETURNED BY CURRENT OFFENDER CLASS (Based on Last Full Year's Returns)					
1ST OFFENDER:	6.6%	6.4%	5.5%	5.3%	5.4%
2ND OFFENDER:	16.5%	17.3%	18.8%	17.3%	18.0%
3RD OFFENDER:	22.0%	24.4%	23.1%	24.8%	23.5%
4TH OFFENDER+:	54.9%	51.8%	52.5%	52.5%	53.2%
UNKNOWN:	0.0%	0.0%	0.0%	0.0%	0.0%

STATE OFFENDERS RELEASED FROM ADULT INSTITUTIONS, LOCAL FACILITIES, AND WORK RELEASE CENTERS.

DEPARTMENT OF PUBLIC SAFETY AND CORRECTIONS

**RECIDIVISM IN ADULT CORRECTIONS
(TOTAL POPULATION - AGE)**

June 30, 2022

RECIDIVISM: RETURN TO CUSTODY FOLLOWING CONVICTION FOR A NEW FELONY OR TECHNICAL REVOCATION OF SUPERVISION AFTER HAVING BEEN RELEASED FROM INCARCERATION THROUGH COMPLETED SENTENCE, RELEASED ON PAROLE, CONDITIONAL RELEASE, OR SPLIT PROBATION SENTENCE. OFFENDERS RELEASED TO A DETAINER, RELEASED IN ERROR, DECEASED, OR TRANSFERRED TO ANOTHER JURISDICTION ARE NOT INCLUDED. AN OFFENDER MAY BE RELEASED MULTIPLE TIMES BUT IS ONLY COUNTED ONCE PER RELEASE YEAR.

OFFENDERS ARE TRACKED FOR A PERIOD OF TIME FROM DATE OF RELEASE BASED ON THE YEAR OF RETURN :

- 1st Year Returns: 12 months
- 2nd Year Returns: 24 months
- 3rd Year Returns: 36 months
- 4th Year Returns: 48 months
- 5th Year Returns: 60 months

	Total Releases	1st Year Returns	%	2nd Year Returns	%	3rd Year Returns	%	4th Year Returns	%	5th Year Returns	%
2007	12,650	2,235	17.7%	3,732	29.5%	4,646	36.7%	5,265	41.6%	5,731	45.3%
2008	12,846	2,141	16.7%	3,676	28.6%	4,733	36.8%	5,375	41.8%	5,831	45.4%
2009	12,938	2,087	16.1%	3,729	28.8%	4,625	35.7%	5,197	40.2%	5,623	43.5%
2010	14,760	2,265	15.3%	4,229	28.7%	5,231	35.4%	5,895	39.9%	6,354	43.0%
2011	14,218	2,249	15.8%	4,188	29.5%	5,174	36.4%	5,848	41.1%	6,300	44.3%
2012	14,487	2,343	16.2%	4,254	29.4%	5,249	36.2%	5,877	40.6%	6,323	43.6%
2013	15,246	2,453	16.1%	4,393	28.8%	5,346	35.1%	6,040	39.6%	6,512	42.7%
2014	15,030	2,317	15.4%	4,058	27.0%	5,126	34.1%	5,841	38.9%	6,278	41.8%
2015	14,824	2,194	14.8%	4,193	28.3%	5,360	36.2%	6064	40.9%	6,448	43.5%
2016	13,326	2,045	15.3%	3,738	28.1%	4,749	35.6%	5,225	39.2%	5,495	41.2%
2017	14,460	2,077	14.4%	3,943	27.3%	4,867	33.7%	5,371	37.1%		
2018	13,150	1,919	14.6%	3,339	25.4%	4,015	30.5%				
2019	12,974	1,690	13.0%	2,951	22.7%						
2020	10,694	1,207	11.3%								

	1st Year (2020)	2nd Year (2019)	3rd Year (2018)	4th Year (2017)	5th Year (2016)
PERCENT RETURNED WITHIN EACH RELEASE AGE GROUP (Based on Last Full Year's Returns)					
<=16	0.0%	0.0%	0.0%	0.0%	0.0%
17	0.0%	0.0%	0.0%	0.0%	0.0%
18	0.0%	0.1%	0.1%	0.2%	0.1%
19 - 20	0.3%	0.6%	0.9%	0.9%	1.2%
21 - 24	1.3%	2.6%	3.8%	4.5%	5.6%
25 - 29	2.2%	4.6%	6.5%	8.2%	8.8%
30 - 34	2.2%	5.0%	5.9%	7.6%	8.3%
35 - 39	1.9%	4.1%	5.4%	6.5%	7.0%
40 - 44	1.4%	2.5%	3.0%	3.5%	3.8%
45 - 49	0.8%	1.4%	2.1%	2.7%	2.9%
50 - 54	0.6%	1.0%	1.5%	1.7%	2.1%
55+	0.6%	0.9%	1.3%	1.4%	1.5%

STATE OFFENDERS RELEASED FROM ADULT INSTITUTIONS, LOCAL FACILITIES, AND WORK RELEASE CENTERS. AGE AT TIME OF RELEASE.