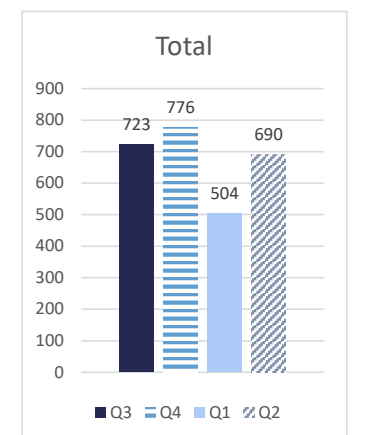
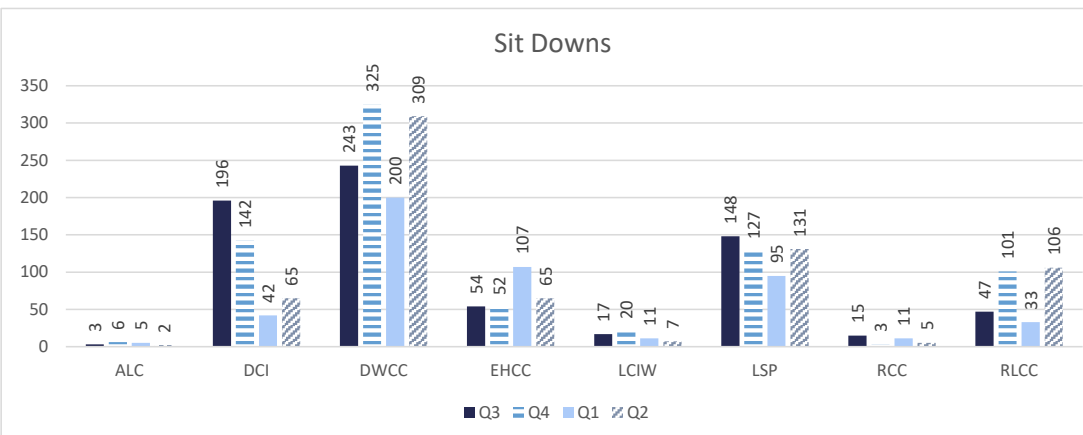
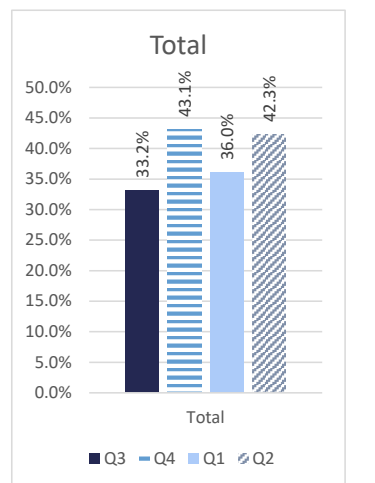
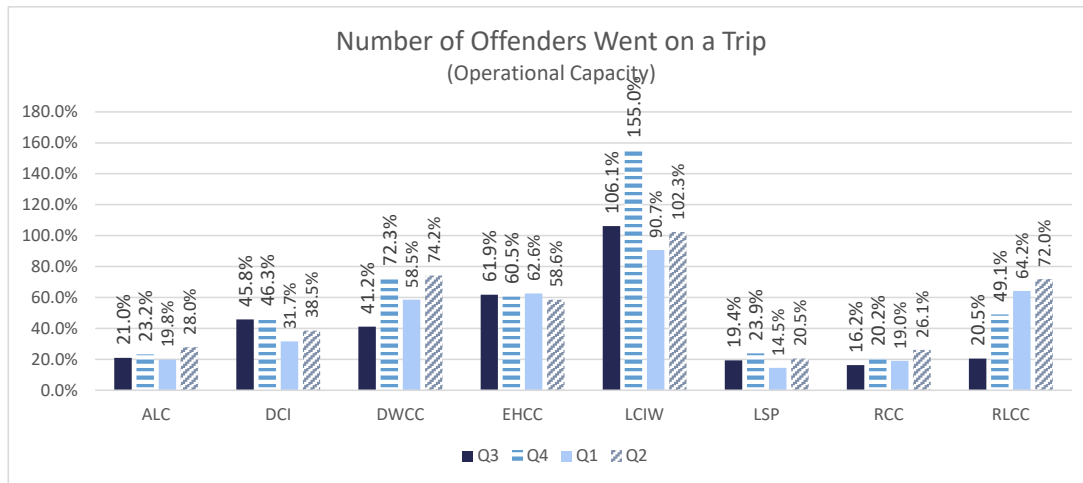
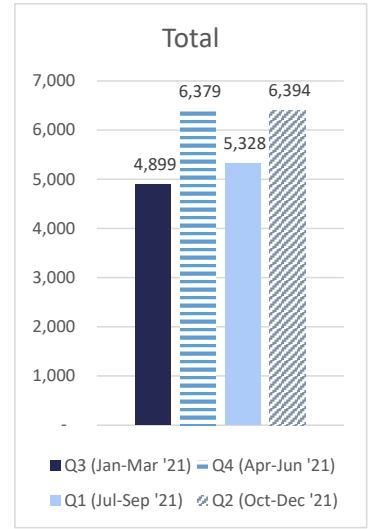
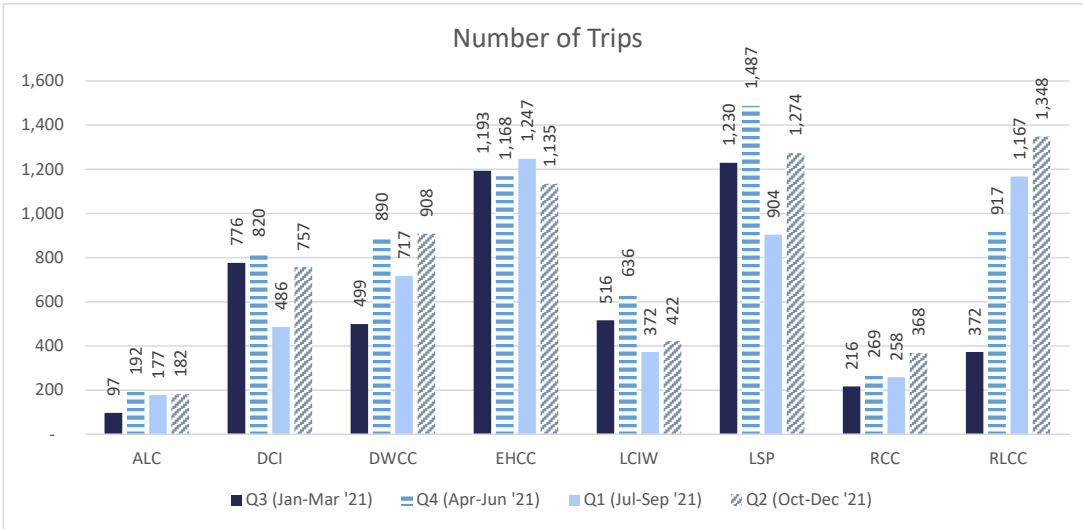


# Sex Offender Panel and Video Court Quarterly Summary

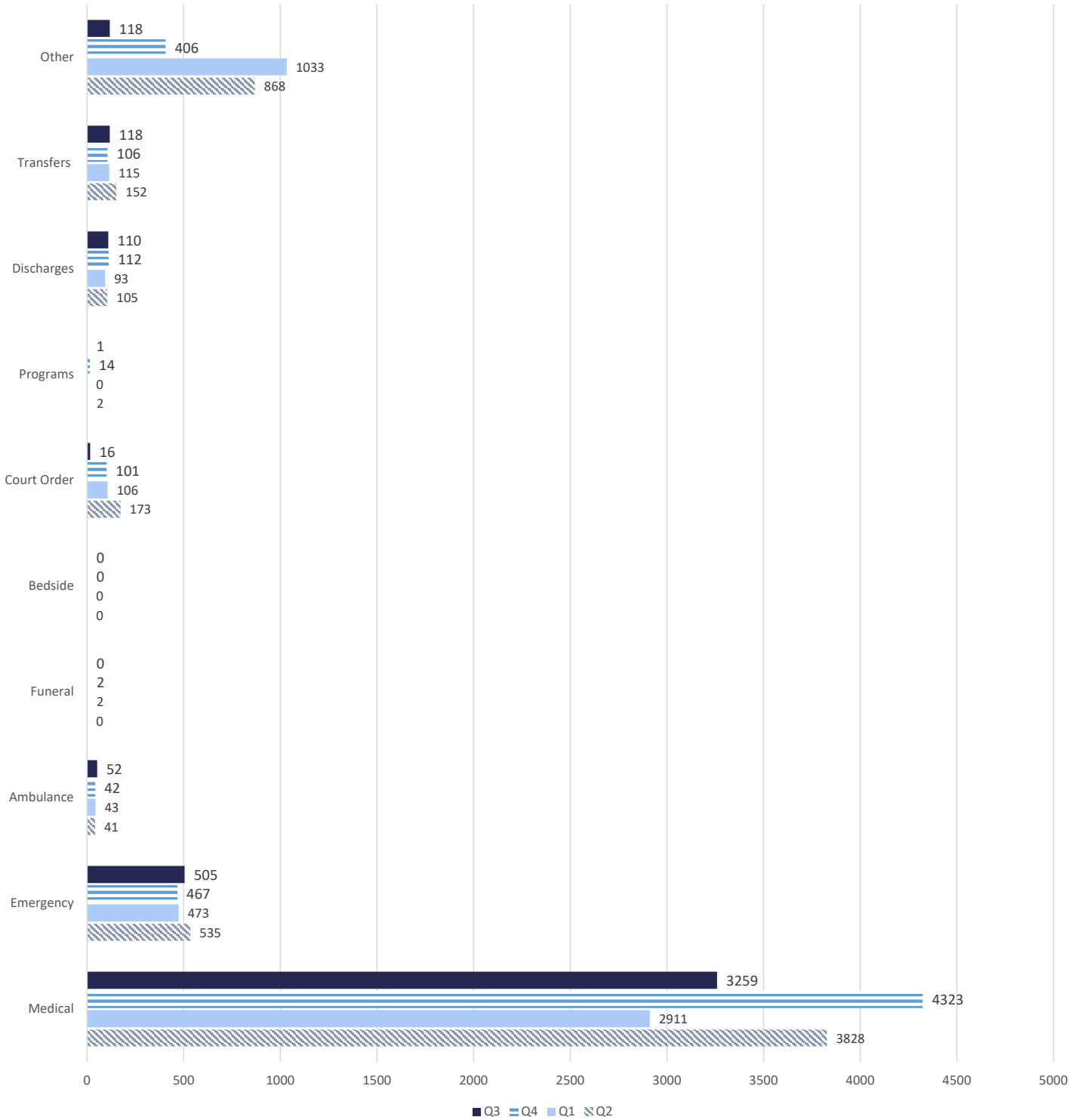
FY 21/22 - Quarter 2

## Offender Transport

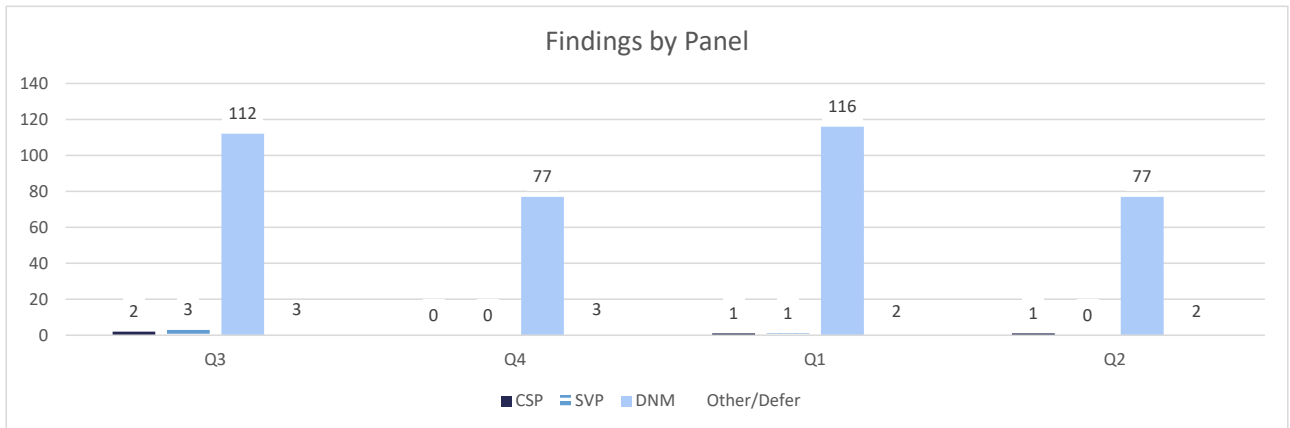
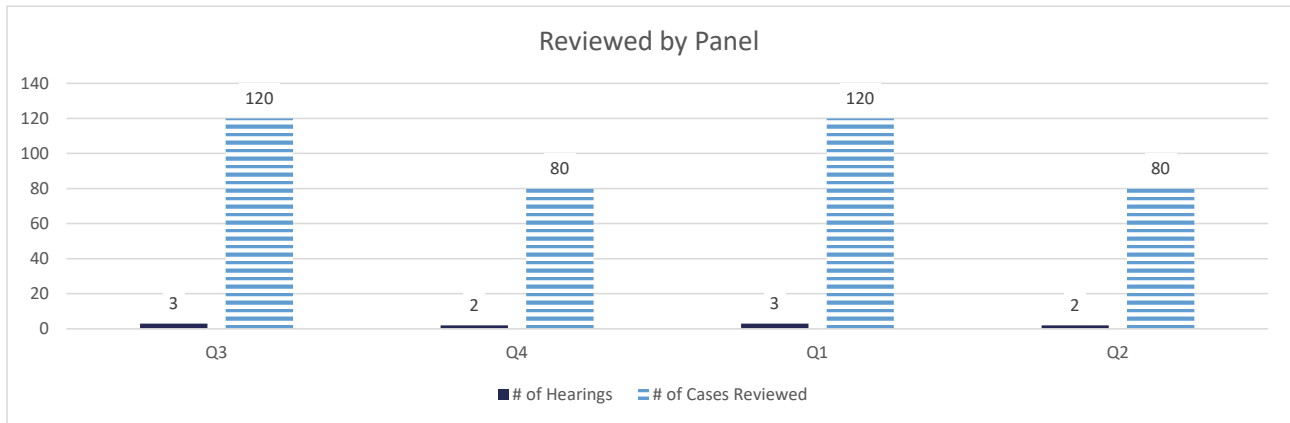
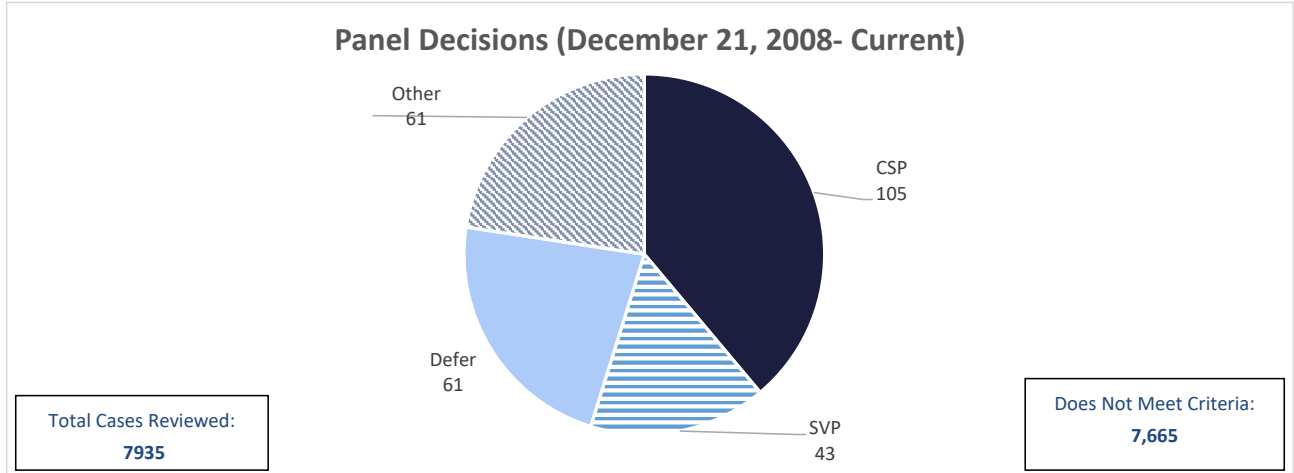
The following comparison represents transport activity comparing across quarters and units. ALC and WNC are no longer included as of August 2016. September 2017 forward will again include ALC.



### Types of Transport



# Sex Offender Assessment Panel



The number confirmed by court is 40 with 1 Child Sex predator being declined in Terrebonne Parish and 1 Child Sex predator being declined in EBR Parish .

CSP- Child Sex Predator

SVP- Sexual Violent Predator

DNM- Does Not Meet Criteria

## Pending Court Action

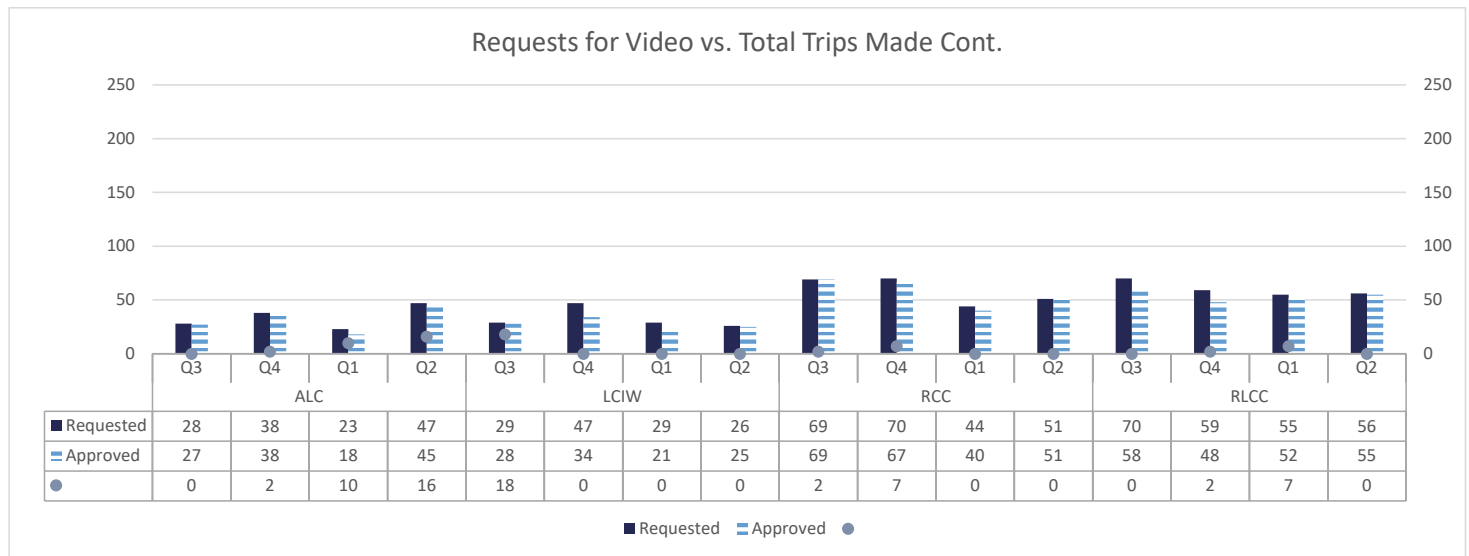
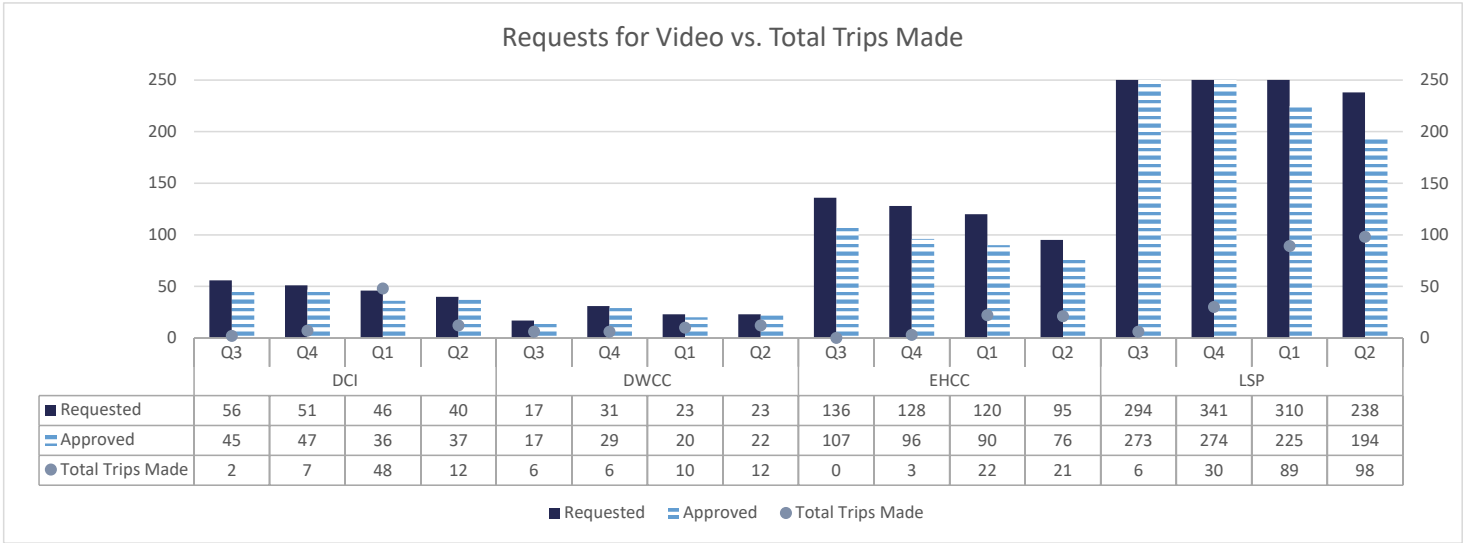
The pending represents the number of cases pending court action by parish of conviction. The various courts have been sent a copy of the panel's findings and are in various stages of the confirmation process.

PARISH	No. Referred	Incarcerated	GTPS	Full Term
Acadia	1	1	0	0
Ascension	4	1	1	2
Avoyelles	3	0	0	3
Beauregard	1	1	0	0
Bienville	1	1	0	0
Bossier	2	0	0	2
Caddo	11	1	2	8
Calcasieu	8	1	1	6
Catahoula	1	1	0	0
Concordia	1	0	0	1
East Baton Rouge	6	3	0	3
Evangeline	2	1	0	1
Franklin	1	1	0	0
Iberia	3	0	0	3
Jeff-Davis	1	0	0	1
Jefferson	3	1	0	2
Lafayette	5	1	0	4
Lafourche	4	0	0	4
Lasalle	1	0	0	1
Livingston	1	0	0	1
Morehouse	1	0	0	1
Orleans	12	2	2	8
Ouachita	2	0	0	2
Rapides	2	0	0	2
Richland	1	0	0	1
Sabine	1	1	0	0
St. Bernard	1	0	0	1
St. Charles	1	0	0	1
St. Landry	1	0	0	1
St. Martin	2	0	0	2
St. Mary	4	0	0	4
St. Tammany	3	0	0	3
Terrebonne	2	0	0	2
Vermilion	1	0	0	1
Vernon	2	0	0	2
Washington	2	0	0	2
Webster	1	1	0	0
West Baton Rouge	1	1	0	0
West Carroll	0	0	0	0
Winn	1	0	0	1
GRAND TOTALS	101	19	6	76

\*as of December 2008

# Video Court

The Video Court Project began as an experiment between the Louisiana State Penitentiary and the Orleans Criminal District Court. All state facilities now have video capability.



## Requests/Approved for Video Court

The following is a representation of the percentage of notices received from parishes with VC capability, and those approved for video. It should be noted that in East Baton Rouge parish, mainly commissioners are utilizing VC as they handle most post-conviction relief matters.

PARISH	Q3		Q4		Q1		Q2		Total	
	Requested	Approved	Requested	Approved	Requested	Approved	Requested	Approved	Requested	Approved
Acadia	1	1	1	1	1	0	1	1	4	3
Allen	9	9	31	31	16	14	28	28	84	82
Ascension	22	20	17	16	23	22	16	16	78	74
Assumption	4	4	5	5	1	1	1	0	11	10
Avoyelles	25	23	13	10	18	15	22	22	78	70
Beauregard	4	4	7	6	9	9	1	1	21	20
Bienville	0	0	1	0	0	0	0	0	1	0
Bossier	6	5	7	6	9	5	5	5	27	21
Caddo	14	14	17	13	15	14	15	15	61	56
Calcasieu	23	21	14	12	24	15	26	26	87	74
Caldwell	0	0	0	0	0	0	4	0	4	0
Catahoula	0	0	0	0	1	1	0	0	1	1
Claiborne	0	0	0	0	2	2	0	0	2	2
Concordia	0	0	1	1	0	0	0	0	1	1
Desoto	0	0	1	1	1	1	0	0	2	2
East Baton Rouge	55	50	52	41	36	28	36	30	179	149
East Carroll	1	0	3	3	4	3	3	3	11	9
East Feliciana	2	2	2	0	4	1	1	0	9	3
Evangeline	3	3	0	0	5	3	0	0	8	6
Franklin	2	2	1	1	1	1	2	2	6	6
Grant	2	2	6	6	0	0	2	2	10	10
Iberia	25	22	27	23	28	20	14	11	94	76
Iberville	16	15	22	14	10	8	8	6	56	43
Jackson	2	2	1	1	0	0	0	0	3	3
Jefferson	0	0	1	1	42	28	36	32	79	61
Jefferson Davis	82	71	68	52	0	0	1	1	151	124
Lafayette	20	15	26	22	29	21	31	25	106	83
Lafourche	5	5	3	3	7	5	3	3	18	16
Lasalle	0	0	1	1	0	0	0	0	1	1
Lincoln	1	1	11	9	4	4	4	4	20	18
Livingston	10	7	13	13	16	15	7	5	46	40
Madison	0	0	1	1	0	0	3	3	4	4
Morehouse	1	1	135	128	4	2	2	2	142	133
Natchitoches	5	4	3	3	2	1	1	1	11	9
Orleans	124	120	135	128	93	84	126	116	478	448
Ouachita	2	2	5	4	6	1	5	5	18	12
Plaquemines	2	2	1	1	5	4	4	4	12	11
Pt. Coupee	1	1	0	0	1	0	1	1	3	2
Rapides	2	1	2	1	1	1	5	4	10	7
Richland	1	1	0	0	2	2	0	0	3	3
Sabine	2	2	1	1	1	0	0	0	4	3
St. Bernard	4	4	4	4	9	7	0	0	17	15
St. Charles	4	2	8	1	0	0	0	0	12	3
St. Helena	2	2	2	2	3	2	1	1	8	7
St. James	0	0	4	3	4	2	1	1	9	6
St. John	17	16	15	13	16	14	3	3	51	46
St. Landry	13	12	4	4	10	9	13	9	40	34

St. Martin	14	8	4	4	9	8	4	4	<b>31</b>	<b>24</b>
St. Mary	12	12	11	10	9	7	8	7	<b>40</b>	<b>36</b>
St. Tammany	41	32	68	59	44	37	46	42	<b>199</b>	<b>170</b>
Tangipahoa	13	12	15	13	11	8	8	7	<b>47</b>	<b>40</b>
Tensas	3	3	0	0	1	0	1	0	<b>5</b>	<b>3</b>
Terrebonne	5	5	5	2	4	2	5	4	<b>19</b>	<b>13</b>
Union	6	5	9	7	7	5	6	6	<b>28</b>	<b>23</b>
Vermillion	16	11	6	5	3	3	4	3	<b>29</b>	<b>22</b>
Vernon	3	2	1	1	3	2	1	0	<b>8</b>	<b>5</b>
Washington	17	17	7	7	11	11	29	28	<b>64</b>	<b>63</b>
Webster	2	2	4	4	3	2	2	2	<b>11</b>	<b>10</b>
West Baton Rouge	1	1	4	4	5	5	2	2	<b>12</b>	<b>12</b>
West Carroll	0	0	0	0	1	1	0	0	<b>1</b>	<b>1</b>
W. Feliciana	26	26	39	33	44	32	8	7	<b>117</b>	<b>98</b>
Winn	2	1	0	0	1	1	2	2	<b>5</b>	<b>4</b>
Vets Affairs	0	0	0	0	0	0	0	0	<b>0</b>	<b>0</b>
Federal	23	18	48	19	31	12	16	5	<b>118</b>	<b>54</b>
OOS	3	3	7	7	2	2	2	2	<b>14</b>	<b>14</b>
GRAND TOTALS	701	626	900	761	652	503	576	509	<b>2829</b>	<b>2399</b>

## Requests/Denied or Cancelled for Video Court

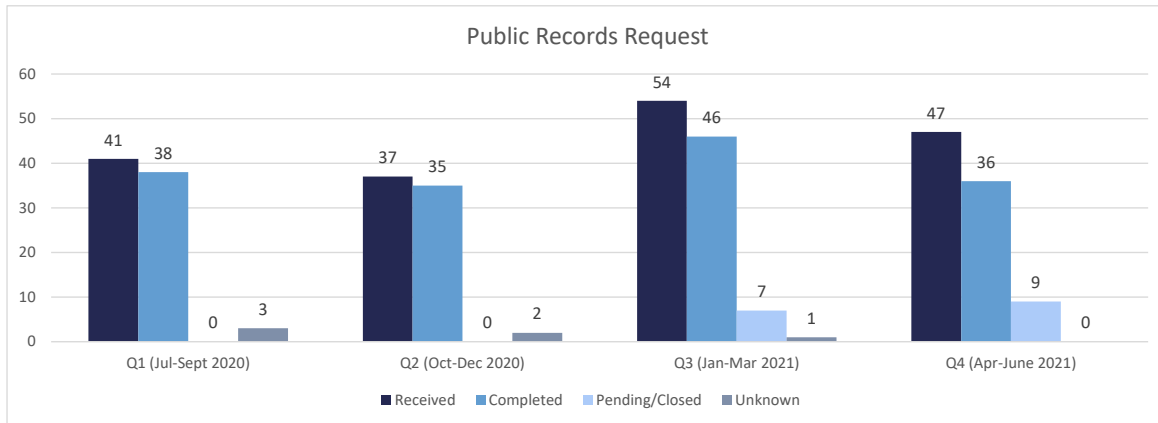
PARISH	Q2		Q3		Q4		Q1		Total	
	Requested	Denied/Cancelled	Requested	Denied/Cancelled	Requested	Denied/Cancelled	Requested	Denied/Cancelled	Requested	Denied/Cancelled
Acadia	1	0	1	0	1	1	1	0	4	1
Allen	9	0	31	0	16	2	28	0	84	2
Ascension	22	2	17	1	23	1	16	0	78	4
Assumption	4	0	5	0	1	0	1	1	11	1
Avoyelles	25	2	13	3	18	3	22	0	78	8
Beauregard	4	0	7	1	9	0	1	0	21	1
Bienville	0	0	1	1	0	0	0	0	1	1
Bossier	6	1	7	1	9	4	5	0	27	6
Caddo	14	0	17	4	15	1	15	0	61	5
Calcasieu	23	2	14	2	24	9	26	0	87	13
Caldwell	0	0	0	0	0	0	4	4	4	4
Cathoula	0	0	0	0	1	0	0	0	1	0
Claiborne	0	0	0	0	2	0	0	0	2	0
Concordia	0	0	1	0	0	0	0	0	1	0
Desoto	0	0	1	0	1	0	0	0	2	0
East Baton Rouge	55	5	52	11	36	8	36	6	179	30
East Carroll	1	1	3	0	4	1	3	0	11	2
East Feliciana	2	0	2	2	4	3	1	1	9	6
Evangeline	3	0	0	0	5	2	0	0	8	2
Franklin	2	0	1	0	1	0	2	0	6	0
Grant	2	0	6	0	0	0	2	0	10	0
Iberia	25	3	27	4	28	8	14	3	94	18
Iberville	16	1	22	8	10	2	8	2	56	13
Jackson	2	0	1	0	0	0	0	0	3	0
Jefferson	0	0	1	0	42	14	36	4	79	18
Jefferson Davis	82	11	68	16	0	0	1	0	151	27
Lafayette	20	5	26	4	29	8	31	6	106	23
Lafourche	5	0	3	0	7	2	3	0	18	2
Lasalle	0	0	1	0	0	0	0	0	1	0
Lincoln	1	0	11	2	4	0	4	0	20	2
Livingston	10	3	13	0	16	1	7	2	46	6
Madison	0	0	1	0	0	0	3	0	4	0
Morehouse	1	0	135	7	4	2	2	0	142	9
Natchitoches	5	1	3	0	2	1	1	0	11	2
Orleans	124	4	135	7	93	9	126	10	478	30
Ouachita	2	0	5	1	6	5	5	0	18	6
Plaquemines	2	0	1	0	5	1	4	0	12	1
Pt. Coupee	1	0	0	0	1	1	1	0	3	1
Rapides	2	1	2	1	1	0	5	1	10	3
Richland	1	0	0	0	2	0	0	0	3	0
Sabine	2	0	1	0	1	1	0	0	4	1
St. Bernard	4	0	4	0	9	2	0	0	17	2
St. Charles	4	2	8	7	0	0	0	0	12	9
St. Helena	2	0	2	0	3	1	1	0	8	1
St. James	0	0	4	1	4	2	1	0	9	3
St. John	17	1	15	2	16	2	3	0	51	5
St. Landry	13	1	4	0	10	1	13	4	40	6
St. Martin	14	6	4	0	9	1	4	0	31	7
St. Mary	12	0	11	1	9	2	8	1	40	4
St. Tammany	41	9	68	9	44	7	46	4	199	29
Tangipahoa	13	1	15	2	11	3	8	1	47	7



Tensas	3	0	0	0	1	1	1	1	5	2
Terrebonne	5	0	5	3	4	2	5	1	19	6
Union	6	1	9	2	7	2	6	0	28	5
Vermillion	16	5	6	1	3	0	4	1	29	7
Vernon	3	1	1	0	3	1	1	1	8	3
Washington	17	0	7	0	11	0	29	1	64	1
Webster	2	0	4	0	3	1	2	0	11	1
West Baton Rouge	1	0	4	0	5	0	2	0	12	0
West Carroll	0	0	0	0	1	0	0	0	1	0
W. Feliciana	26	0	39	6	44	12	8	1	117	19
Winn	2	1	0	0	1	0	2	0	5	1
Vets Affairs	0	0	0	0	0	0	0	0	0	0
Federal	23	5	48	29	31	19	16	11	118	64
OOS	3	0	7	0	2	0	2	0	14	0
GRAND TOTALS	701	75	900	139	652	149	576	67	2829	430

# Legal Services

FY 2020-2021



## Suits

